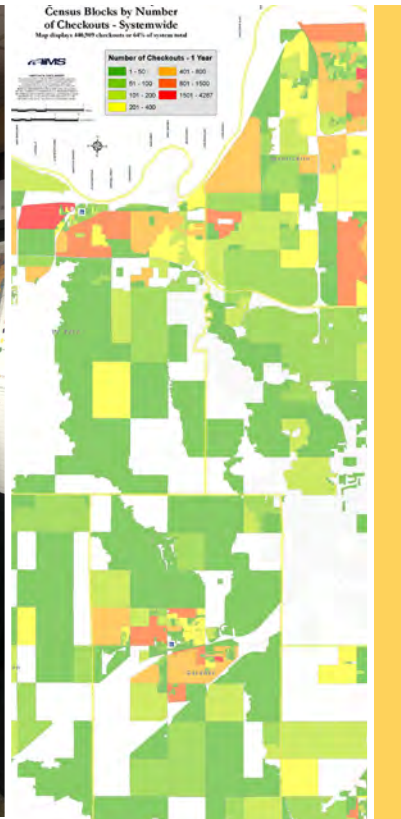


Comprehensive Library Master Plan

Final Report — May 2015



Joan Frye Williams
Library Consultant & Futurist

TABLE OF CONTENTS

CHAPTER 1: INTRODUCTION	1
CHAPTER 2: A HIGH-PERFORMANCE LIBRARY NETWORK	3
CHAPTER 3: LIBRARY SERVICE VISION	5
CHAPTER 4: LIBRARY ORGANIZATION VISION.....	9
CHAPTER 5: LIBRARY FACILITIES VISION	15
CHAPTER 6: IMPLEMENTATION CONSIDERATIONS.....	23
APPENDIX A: PARTICIPATION	A-1
APPENDIX B: TECHNOLOGY RECOMMENDATIONS	B-1
APPENDIX C: CAPITAL PROJECT BUDGET SUMMARY.....	C-1
APPENDIX D: OPERATIONS BUDGET SUMMARY	D-1



THIS PAGE IS INTENTIONALLY LEFT BLANK.

CHAPTER 1: INTRODUCTION

PURPOSE

The purpose of the Comprehensive Library Master Plan for the Johnson County Library is to develop a cohesive and connected guide for services, operations, and facilities over the next two decades. The CLMP builds on the foundation of work that JCL has developed in recent years, including previous strategic service and facilities plans; assessments of JCL’s customer base and use patterns; and extensive engagement of community members, stakeholders, and leadership.

PROCESS

In September 2014, JCL selected Group 4 Architecture, Research + Planning, Inc. to facilitate the master planning process, along with a team of consultants including Carson Block, Joan Frye Williams, Collins Noteis & Associates, and Construction Management Resources, Inc. The consultant team worked closely with JCL leadership and staff, stakeholders, partners, and community members over an eight month process to take a broad look at the previous work; review new data information; create a revised planning framework; and develop recommendations for the next 20 years of library services and facilities in Johnson County.

Driven by the notion that form and function are a powerful, ongoing continuum that the best libraries are able to harness, the consultant team took a deep dive into the library’s services and operations. The process included custom questionnaires, focus group meetings with key staff groups, review of past planning efforts, evaluation of library-generated use and service data, reports from major efforts such as materials handling and RFID projects, and many discussions – in groups and one-on-one – to explore findings and conclusions. Results of that work are contained in this report – with a focus on creating a powerful relationship between the library’s physical environments, its people, and the tools they use to serve library patrons.

Stakeholder and community engagement for the project included a variety of methods including community meetings at most JCL branches in February 2015, and two community leadership “summit” events held at the County Administration Building in February and April 2015. A Core Team of JCL and Johnson County Facilities Management representatives provided overall project coordination, communications, and information transfer. The consultant team facilitated a series of meetings with a Project Advisory Committee that included three JCL Board members, representatives of other Johnson County departments, and the Olathe Public Library director as well as JCL leadership. The consultant team also facilitated a series of meetings with a Project Steering Team composed of JCL’s Leadership Cabinet and other staff representatives. A list of project participants is included as an appendix to this report.



We've all been lost at one time or another, right? When I start to feel hopeless, I've learned to look for the bright spots. Luckily, I'm surrounded by fabulous library resources to help me on my journey. From books, videos, and journals to writing groups and other social avenues, the library is one of those bright spots.

— Johnson County resident
via JCL MindMixer site



INTRODUCTION

THIS PAGE IS INTENTIONALLY LEFT BLANK.

CHAPTER 2: A HIGH-PERFORMANCE LIBRARY NETWORK

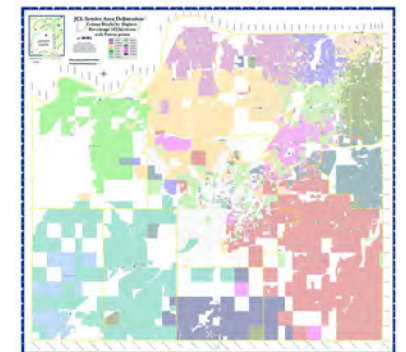
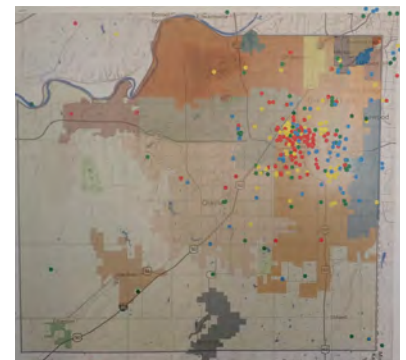
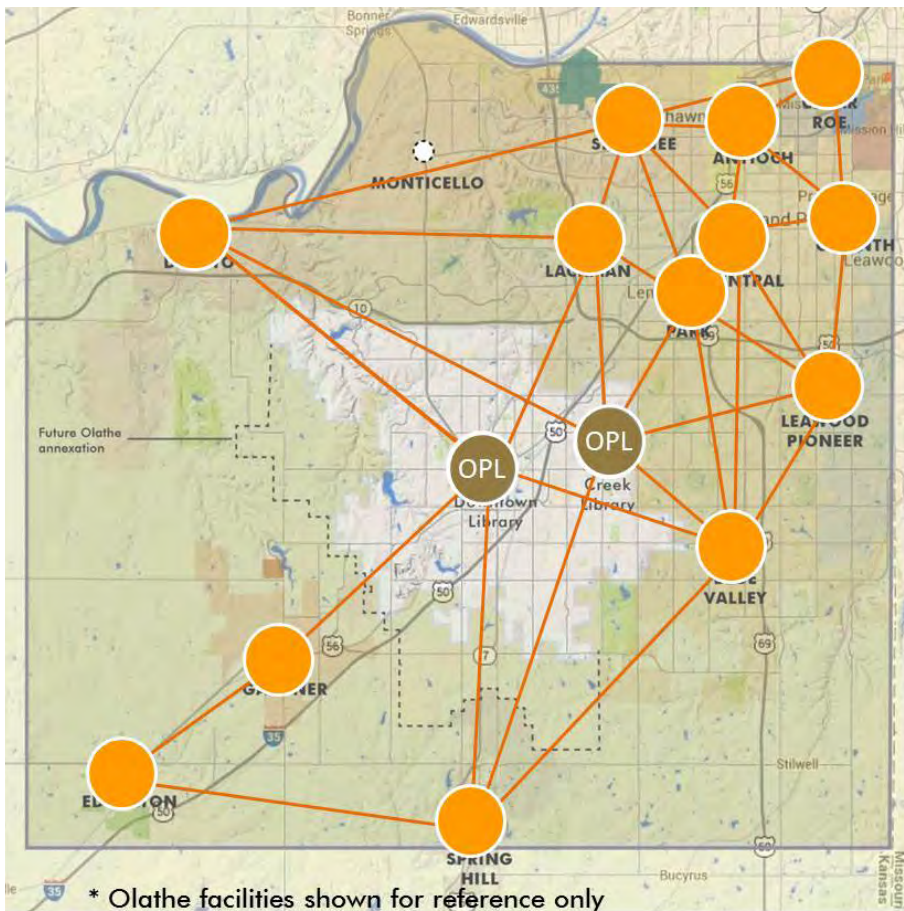
Johnson County community members see – and use – JCL as a countywide network of facilities and services. County residents are highly mobile and willing to travel to significant destinations for work, school, shopping, and entertainment, frequently combining such travel with a library visit en route. Library use is not restricted to the branch closest to their home. Rather, customers choose the library – and, often, multiple libraries – that best meet their needs, whether for picking up materials, finding a comfortable spot to sit and work, or attending a library program. Mapping of customer data also reveals that the current network of JCL facilities provides excellent geographic coverage, and there are no obvious barriers preventing residents of any populated area of Johnson County from accessing a library.

JCL’s network provides an effective and appropriate foundation on which to develop services and facilities for the future. In order to accommodate current and future needs of the Johnson County population, this CLMP recommends two broad strategies for improving JCL’s network: modernization and capacity-building.

A Network of Libraries

- JCL has excellent geographic coverage countywide
- County residents do travel to significant destinations
- people cross traditional service area boundaries
- people use multiple libraries... not just the one closest to home
- I-35 is a backbone, not a barrier

*I use locations that are close to my typical route around town.
— Johnson County resident via JCL MindMixer site*



MODERNIZATION

JCL has been proactive about assessing and responding to changing community needs and expectations for library service, many of which are captured in JCL’s strategic service portfolio areas of Education, Community Building, and Convenience. However, most of JCL’s facilities were planned and built primarily to support a 20th century model of library service centered around the collection. These facilities did not foresee the population growth, demographic change, technology evolution, and fiscal conditions facing Johnson County today, and do not fully support the broad range of services that the community needs.

“Modernization” of the JCL network strives to expand patron access to service via all channels – in-branch, off-campus, and online; to increase organizational and staff capacity for a broader range of patron service; and to align facilities to support modern operations and meet the community’s changing and growing needs for in-library service.

The future library is going to be a place of global knowledge with access to all forms of media.
— Johnson County resident
via JCL MindMixer site

The network concept speaks to library services as well as facilities. JCL branches already share and coordinate many aspects of core services – including print materials, electronic resources, and selected programs – on a countywide basis. While it is important to respect the unique character of each customer service transaction, further integration of the activities that support those services is recommended. Chapter 4 of this plan suggests additional priorities for deploying library resources across branches for maximum efficiency and flexibility.

BUILDING CAPACITY

The Mid-America Regional Council (MARC) projects that Johnson County’s population overall will grow by more than 30% over the next two decades. JCL’s current library facilities not only are at the low end of what’s needed to serve today’s population on a square-foot-per-capita basis, but also are highly geographically concentrated in the northeastern region of the county. “Building capacity” in the JCL network includes adding library space to serve Johnson County’s growing population, and particularly to increase library space in the northwest and southeast regions of the county. Some existing facilities may also build capacity internally, such as by reallocating space from back-of-house functions into public service.

Capacity-building is not just about facilities; it also includes the development of consistent standards and scalable systems for services, operations, staffing, and technology. The creation and application of JCL standards would ensure that the library’s systems, programs, operations, and infrastructure – including data communications and power – would have the ability to scale based on actual usage and needs over time.

CHAPTER 3: LIBRARY SERVICE VISION

JCL is already a high performing, successful organization. Therefore the recommendations in this chapter and the next focus on opportunities, not remediation. Full realization of the network concept as presented in this CLMP can be enhanced by modernizing the library's services and organization in a number of areas.

MARKET FOCUS

JCL has been very thorough in the collection of market data from a variety of perspectives, including traditional library participation statistics such as card registration and program attendance, OrangeBoy patron demographic analysis, and behavioral data mapping such as customer travel maps based on circulation data and new information collected for this study. This rich detail about the activities and preferences of library users has helped JCL to begin defining market segments that take into account more than place of residence. This approach is reflected in both the CLMP and the library's strategic plan.

Real-time decision data. The next step in this process will be for JCL to develop tools that allow branch staff to access the behavioral and developmental information that is already being gathered, and apply it more directly to their day-to-day service and operations decision-making. This is particularly important because the library serves a growing, highly mobile population, and demand can be expected to increase and diversify rapidly when facilities are updated. For optimum return on available spaces and resources, library managers need real-time information that will help them to adjust environments and customer experiences more nimbly. The goal should be to welcome customers at any point in the network according to their current needs and preferences, rather than their static residential or demographic profile.

Analysis of the non-user segment. It is further recommended that JCL look beyond the needs of current customers to develop a clearer understanding of the expectations of county residents who are not currently using the library. Whether or not these taxpayers choose to take advantage of JCL services themselves, they have an investor's interest in attractive and efficiently run civic amenities. They represent a market segment that the library ought not to ignore.

Make the library THE place to go for unrecorded, untraced, uncensored information access. Make it a haven for free thought.
— Johnson County resident
via JCL MindMixer site

PROGRAMS AND SERVICES

JCL has kept pace with modern educational trends by repositioning itself as a collaborative learning center. Its services already extend beyond quiet study and lending of materials to active skill building, content creation, and community conversations in key focus areas such as local economy, local arts and culture, and local community. Events and programs are high profile and highly popular; large JCL programs must be facilitated off-campus due to the lack of appropriate space in the library's facilities. Children's programs in particular are very well attended, and demand often exceeds the space available. CLMP facilities recommendations address this need, proposing people-oriented library spaces designed to house activities, not just books, and capable of being resized and repurposed for different audiences, learning styles, and activities at different times of day.

Just-in-time information is greatly in demand, however, it is often elusive and credibility or reliability is lacking. The library as a community asset provides the credibility and reliability sought by its residents. This must be enhanced in new and creative ways, through partnerships with schools, community centers, chambers of commerce, faith communities and other local access points. The Internet search programs are beneficial, but lack the filtering capability to help users understand trusting sources for the information they seek.
— Johnson County resident
via JCL MindMixer site

Self-directed services. Supporting more interactive learning experiences requires careful attention to how and where staff concentrate their efforts. To free up staff time for more value-added interactions, JCL has begun to implement self-directed services such as self-checkout, deploy staff as facilitators rather than gatekeepers, and remove the large service desks associated with the previous service model. It is recommended that self-directed services become the primary method for at least 80% of routine transactions, with staff available in a supportive role for troubleshooting and exceptions. The vast majority of frequently occurring transactions – registration, browsing, catalog look-up, checkout, check-in, holds placement, holds pickup, printing, copying, downloading, etc. – can be made sufficiently straightforward to be managed independently by most library users. This is facilitated by strategies such as:

- Designing simple procedures that work well for most situations, and developing a separate strategy for handling the exceptions;
- Anticipating and pre-packaging responses to frequently occurring requests; and
- Providing simple “how to” cheat sheets, tutorials, and instructional videos, with special attention to how to get started with an unfamiliar service.

If a basic service is not easy enough for most customers to use after brief initial instruction, it should be redesigned or reconsidered. Volunteers can be a strong resource for JCL in testing new services and tools, and providing feedback on both usability and the learning curve. JCL will also find it helpful to introduce new self-directed services in the children's area. Children are natural early adopters, and testing new services with young customers does not require any unlearning of familiar patterns or previous approaches.

Drop-in collaborative learning. Programs are an extremely popular and relatively labor-intensive component of JCL’s current service menu. A convenient and sustainable approach to these high-interest learning experiences would be to offer programs that fill a niche between large formal events and on-demand one-on-one instruction. JCL has begun to explore this category of service, and has been successful with high profile opportunities such as its “maker space” programs, which combine demonstrations, extensive hands-on experimentation, and abundant time for participants to help and coach one another.

This experiential, collaborative format can be extended to topics that do not require the kind of high tech equipment used in the maker programs. For example, during the same drop-in time period every week a library could offer assistance with troubleshooting and configuring residents’ e-readers and other tech devices. Genealogists could gather at the library on their regular day. Creative craft or job search activities could be shared during a designated time slot but in an informal, come-and-go environment. This approach helps build community, as residents with similar needs and interests meet, share ideas, compare experiences, and help one another to learn.

When drop-in programs are repeated on a regular schedule, rather than as unique, one-time events, customers know when to come but need not register in advance or commit to a specific start time. Staff preparations are more routine and less deadline-driven. Volunteers to assist staff can also be easier to schedule for drop-in hours. Working in an informal group, moving as needed between one-on-one coaching and group problem solving, and encouraging participants to share their own knowledge, library staff can serve more people more economically. Shifting the technique from one-way training to collaborative learning can also make for a richer customer experience and better retention of new information.

Intellectual capital development. New technology tools have made it possible for anyone to collect, create, manage, and deploy information that is of interest to them. From a consumer perspective, these tools enhance the information in terms of both convenience and applicability to one’s own specific locale or situation. From an economic development perspective, self-directed information management encourages entrepreneurship based on the creation of new intellectual capital. JCL can contribute to the county’s economic health by taking an active role in building this local intellectual capital. The library is well-positioned to coach customers in techniques for creating, compiling, remixing, broadcasting, commenting, sharing, evaluating, and recommending information in a variety of formats.

Maker and hackerspaces bring to students critical thinking exercises with real-life problems and ways to kickstart businesses and jobs locally in a community. I want libraries to inspire children to create their own future.
— Johnson County resident
via JCL MindMixer site

COLLECTIONS

Library collections are not just about printed books anymore. There is no question that traditional printed books represent a decreasing percentage of the publishing market, but readers, young and old, are not abandoning print; rather, they are diversifying – reading more than ever, in multiple formats. At the same time we are seeing a rise in trans-media communications – using different media types and technologies to tell a single story. This goes beyond the movie-with-a-book-and-videogame-tie-in; video, apps, HTML, embedded software, print, and live presentations are being orchestrated to give content more credibility and reinforce learning.

I'm amazed and impressed with the wide selection of materials the library offers and I usually have no problem searching the catalog. I'm often looking for older films and classical music and non-mainstream materials and I'm stunned by what the library owns.
— Johnson County resident
via JCL MindMixer site

Leveling off of print. At JCL, circulation and holds continue to be very high profile, high demand services. It is important to note that print will not become obsolete over the life of these facilities. However, the overall size of the library's print collections is expected to level off within the next one to three years. According to US Census data, one-third of Johnson County's population was born within the past 25 years, and have never known a world without digital technology. For them, the library is the convergence of the physical and digital experience, providing the context and framework to help them understand and navigate the vast quantity (and inconsistent quality) of information available online. For these residents, as well as for their older neighbors, the printed book will continue to be one of the cornerstones of learning. Growth in population will keep demand for print steady, and print offerings will need to be refreshed and updated – but not significantly expanded – into the future.

Expansion of electronic collections. JCL has been proactive in its diversification into e-books and other non-print formats, currently offering nearly 10% of its total collection for download while also responding to the community's continuing demand for print materials. Investing in e-books is also contributing to improved efficiency and stabilized costs for inventory control, as there are no delivery delays, no packing and shipping costs, and no overdue processes associated with electronic materials. JCL plans to develop an increasing proportion of its collection in electronic formats, reaching up to 30% of the overall collection by 2040.

In this environment, it will be more important than ever for JCL to be flexible and adaptable in order to accommodate change over time. The period of technological transformation is far from over, and no one can yet predict when – if ever – information devices and formats will stabilize and standardize. Library buildings and systems will need to provide the flexibility to add, subtract, and rearrange walls, shelves, seating, and technology over the course of decades.

CHAPTER 4: LIBRARY ORGANIZATION VISION

STAFFING

JCL will be challenged to extend services to meet the needs of a growing population without incurring unsustainable costs for library staffing. As with facilities and technologies, modernization and capacity building will be key to improving staff productivity and moderating personnel expenditures. Modernization will be largely a matter of refocusing staff energies and priorities to forge a new, more collaborative relationship with customers. To that end, the library has already begun shifting its service emphasis from “holding the knowledge” to “facilitating the transformation.” Work is being redesigned to move staff away from functioning primarily as gatekeepers who monitor access to the collections, and to redeploy them as facilitators who coach customers in using and applying the library’s many resources. Capacity building will involve increasing staff knowledge and skills to implement this new way of working and help them respond effectively to the needs of a changing population.

Point of need staffing. The logical expression of the facilitator role is to staff fewer fixed, single-purpose service points/desks and to have more staff move throughout library facilities, delivering on-the-spot assistance where needed. This requires a coordinated, team approach that allows staff to flow to wherever the demand is, so the customer is served more quickly and efficiently. With this model, much of the customer service work would be done on a zone basis, with staff moving through the library to intercept users who need assistance and offering service on the spot. The intercept part of this function does not require professional credentials; in college libraries, zone coverage is typically done by student assistants.

Just in time deployment, both in-branch and across the network. Rather than assigning branch customer service staff on a fixed desk (or zone) schedule “just in case,” JCL should also pursue strategies for more flexible, real time staff deployment. The size of a zone covered by a single staff member can flex by time of day or by type of program or activity going on in the library. Baseline public service coverage can be keyed to match low-average demand, with a pool of additional support staff to be called out at times whenever activity increases. The model changes from emergency backup on an occasional basis to nimble movement of staff resources as a normal part of daily operations.

This approach makes sense for managing staffing across branches as well. JCL is in the process of “unhoming” some staff from individual library locations, to allow deployment to meet workload needs across the entire library system. Extending this approach beyond a small number of designated floaters or substitutes would both increase flexibility and reinforce the concept that this is one library system that serves all county residents, wherever they happen to be today. Using actual workload data

I love the introduction of eBooks and eMagazines and hope the library quickly adopts more of these....

— Johnson County resident
via JCL MindMixer site

to set staffing levels on a more dynamic basis – for example, assigning shelver hours based on quarterly circulation counts – would afford allow JCL further opportunities to staff to need rather than location. CLMP recommendations include consistency in workspace design and collaboration space at each location to streamline routine processes and allow for cross-training and staff sharing countywide.

Staff development and skills building. Moving to a more flexible staffing model begins with training support staff members in the full range of basic customer tools and services. All library personnel, including volunteer shelvers as well as any staff member who enters a public area, can be prepared to be first responders, ready to do basic troubleshooting, provide pre-packaged “how to” information, guide users to needed materials and services, or introduce them to librarians for help with more complex questions.

I like what you've done with Central. It was a surprise at first but the openness works. The space is more flexible and you are aware of how many other things are going on. The openness, surprisingly, allows more areas to find quiet nooks. Bringing the reference folks out front is an excellent move. The new paint and other touches increase the ambiance.
— Johnson County resident
via JCL MindMixer site

As professional staff are freed to concentrate on other important tasks, they too will need additional training in order to reach the full potential of the network model. As services evolve to meet demand, JCL can improve its performance by extending librarians’ knowledge in these areas:

- Learning styles and intellectual development
- Instructional design
- Coaching and feedback
- Data analysis for decision making
- Electronic content creation and curation
- Grant development
- Community relations

There is a particular need to develop project management talent at all locations to provide leadership, oversight, communication, and coordination of complex initiatives and activities.

DIVERSIFIED VOLUNTEER BASE

Volunteers are already an integral part of JCL’s staffing strategy. Currently more than 1,000 volunteers donate more than 50,000 hours of work annually. To date, most volunteers have been recruited for ongoing support and augmentation of library operations. The greatest number of hours support core activities such as shelving and youth services, along with activities related to the Friends of the Library fundraising book sales.

As the library’s facilities and services evolve, JCL needs to be proactive in developing its volunteer base to accompany those changes. Recommended next steps include:

E-volunteers. It’s not too early to develop new, appropriate roles for volunteers that reflect the shift in collection emphasis towards electronic content. In the long term, neither handling of print materials, nor fundraising based on sales of such materials, will be growth areas for JCL. Related volunteer efforts need to be stabilized and refreshed, while parallel tracks for community support of e-collections and services are explored. Download docents? Social media message relay teams? Now is the time to begin experimenting.

Single-day volunteer opportunities. Most volunteer work at JCL is currently structured as a regular assignment, with significant orientation and training, and specific duties performed at specific times, over time. While this structure suits some residents very well, there are many more county residents whose busy schedules do not allow them to take on what is essentially a part-time job, but who would be willing to donate their efforts for a single day or a single library event, analogous to a Habitat for Humanity “build.”

To make this possible, JCL will need to identify work that can be accomplished in short, stand-alone stretches, streamline the sign-up process, simplify and pre-package orientation and training content, and train library staff in the “team leader/orchestra conductor” style of volunteer supervision. The Habitat for Humanity model is an excellent starting place. This is not a simple transformation, nor does it replace more traditional volunteer deployment techniques. It does, however, open up a much larger pool of volunteer candidates and engage them in their libraries, while respecting their other commitments and introducing them to a new way to benefit their community.

PARTNERSHIPS

JCL has developed a variety of strong partnerships as a strategy to cost-effectively increase service to the community, including:

- **Olathe Public Library**, the municipal library serving the population of Olathe. JCL’s partnership with OPL is strong and nearly seamless to residents throughout Johnson County. OPL’s library kiosk at the new Olathe Community Center is a particularly successful example of leveraging other community partnerships to expand access and convenient library service.
- **Johnson County Park & Recreation District**, whose geographic service area and service population needs overlap with all of JCL’s (except within the Olathe city limits). JCPRD completed its own master plan for services and facilities in parallel with JCL’s development of this CLMP, and there may be opportunities for the two departments to collaborate in the development of services and facilities. One opportunity might be to develop a library kiosk at the proposed Johnson County Arts and Heritage Center in the revitalized King Louie building, perhaps modeled after OPL’s kiosk at the Olathe Community Center.

ORGANIZATION VISION

JCL also has developed a variety of partnerships to host off-campus library programs, such as the storytimes held regularly at JCPRD’s Mill Creek Activity Center. Such partnerships are a highly flexible and cost-effective strategy with a relatively short lead time for implementation, and should continue to be JCL’s go-to strategy for expanding off-campus service.

TECHNOLOGY DIRECTIONS

JCL has demonstrated technology leadership in the library community. Through its remarkable maker space program it is helping lead the movement of the library as a place of creation and not just consumption. The library is piloting new technologies to support service models that emphasize side-by-side engagement with patrons instead of across a desk or other barrier. As well, the library is actively developing new and better digital services for patrons and has strategically partnered with Johnson County on mission-critical technology infrastructure needs.

I don't actually, physically "go" to the library because I don't have transportation. I use the HomeConnect program which enables me to get library materials mailed to me. But I do visit the library website EVERY day!! I am very excited over the ebook availability. I even went out and bought an ebook reader, specifically because the library started providing the ebooks! In less than three weeks I've already read 4 ebooks, [in addition to the] other books, audio books, movies, and TV DVD's I get via mail. I will definitely use the Zinio magazine feature when it comes online! So my visits to the library are virtual!
— Johnson County resident
via JCL MindMixer site

With such a firm foundation, the library is ripe to design and build its technology efforts to support agile models of public service, whether they are inside library buildings, through outside activities such as outreach and partnering with other members of the community, or the digital services that encompass both worlds.

Areas of future growth and agility:

- Ensuring that the library’s technology infrastructure – from its Internet connections to public WiFi and access to power – is able to grow to meet increasing patron demands
- Continued development of new digital services with an eye towards new opportunities presented by wearable technologies, enhancements to patron self-service, and robust support of mobile technologies
- Opportunities for patrons to access new and emerging technologies at the library
- Technology that is integrated into the fabric of the library’s customer service approach
- Technology in public spaces and meeting rooms that are “plug and play” for the community

More specific technology recommendations are included in Appendix B to this report.

MATERIALS HANDLING CONCEPTS

In the handling of physical library materials, JCL has done a remarkable job of streamlining human operations and squeezing efficiencies from current facilities.

Between 2009 and 2010 the library performed a sophisticated workflow analysis of physical materials handling involving the Collection Development, Technical Services, Circulation and Inter-Library Loan Departments. From the analysis, the team designed significant process improvements. The goal of the project was clear: provide quicker availability of library materials for patrons by speeding the movement of physical materials throughout the Johnson County Library system. The project was also designed to address declining revenues in the face of increasing customer use.

Among other notable factors, the library estimates it achieved \$130,000 in savings during its first year of implementation, including the reduction of 8.25 FTE. The Urban Libraries Council recognized the project as a “2011 Innovation,” praising the “culture of exploration and improvement” it had created.

It’s time to take something that is good and make it even better. To support JCL’s network concept, the consultant team recommends two key changes designed to raise the library’s level of customer service through increased efficiencies:

- Create a centralized “Operations Center”
- Create standardized design for materials handling access at branch libraries

The Operations Center would house services that support the entire library network – but ones that do not require or directly benefit from close patron contact. These services would include:

- Materials Handling
- Centralized Mail Processing
- IT Department

The desired benefits of the Operation Center include:

- Even faster delivery of materials to patrons’ hands
- In the branches, more staff time available for direct patron service
- In the branches, more physical space available for patron and staff needs
- Higher per-item circulation and turnover
- Optimized shipping routes and schedules within the library network
- Lower cost for collection maintenance, repair and other materials processing functions.

Standardized design for materials access at branch libraries would address the current challenges created by inconsistencies in delivery and pickup options for each library as well as the spaces designated for materials. Such areas in each branch would be designed for easy and efficient physical access, loading

*Corinth's stacks. Clean Straight
Lovely. They're filled with all the
possibility in the world. I feel a lot
of peace when I wander through.
— Johnson County resident
via JCL MindMixer site*

ORGANIZATION VISION

in and out, and when warranted the addition of technologies such as “smart returns” (which enable automatic check-in of materials) and efficient and right-sized automated materials handling (AMH) systems.

With these two changes, there will be an added benefit at each branch: staff will be freed from mundane and repetitive operations related to the routine handling of physical materials and can focus on people-centered customer service.

LAB LIBRARY

Parallel to the Operations Center model is a new concept for collaboration among other JCL departments that leverages the Library’s aptitude for service innovation and evaluation. This “Lab Library” would be a platform to pilot and prototype new and innovative library services and house key departments benefiting from direct public contact, including Administration, Finance, HR, Marketing and Communications, and Web Development.

The Lab Library would be a special place in the JCL system where rapid prototyping of innovative services and technologies would be piloted and tested. It would be a place where the inventor’s spirit of trial and error – and ultimate success – is practiced. The Lab Library would also be a venue to inspire a culture of innovation across all service points in the JCL network. Co-location of key JCL departments with this laboratory in a public service branch would facilitate coordination, monitoring, evaluation, and fine-tuning of services and tools by JCL leadership in order to support effective testing, training, and rollout.

CHAPTER 5: LIBRARY FACILITIES VISION

One of the primary objectives behind the development of this Comprehensive Library Master Plan was to create a document in alignment with the County’s Strategic Facilities Master Plan (SFMP). Originally published in 2002 and updated regularly, the SFMP established a set of principles to guide County departments in planning facilities to meet community needs. Without repeating all of them here, the CLMP incorporates by reference the five categories of these principles, all of which apply to Johnson County Library facilities: Balance and Equity, Economics, Quality, Site Considerations, and Design and Planning Considerations. This framework forms an excellent foundation for the Johnson County Library facilities vision and directions.

“EQUITABLE,” NOT “IDENTICAL”

The CLMP builds on the traditional library facilities planning principle of providing space in proportion to the size of the population. As populations grow, so do their overall need and demand for library service. As such, it makes sense that library facilities in Johnson County should continue to be measured and planned in relation to population growth.

Where the CLMP differs from previous facilities master plans is in recognizing that libraries do not need to be identical – and, in fact, that the community actually can benefit from libraries being different. The CLMP’s new approach builds on what the evidence shows: that each of JCL’s locations is an important member of an ecosystem in which all libraries work together. This approach provides a new opportunity to right-size JCL facilities both at the system level and at individual locations to meet current and future population needs.

- JCL should move away from the traditional practice of tying each facility’s size to its immediately surrounding residential population. Johnson County residents choose libraries based on a variety of factors; as the mapping data show, the most convenient library isn’t always the one closest to their home. The Library should adopt a more regionalized facilities planning model that responds to Johnson County’s current and anticipated population development and travel patterns.
- JCL should adopt a systemwide facilities planning target tailored to Johnson County’s unique characteristics, needs, and resources. There is no square-foot-per-capita factor that is universally appropriate for all library systems; any benchmarking or peer comparisons with libraries serving other communities must be done within the context of each service population’s unique profile, mobility, needs, and patterns of library use, as well as their library’s organizational characteristics, service priorities, partnerships, and resources.

Master plan principles

- **Equitable** library services throughout the County,
- **Optimize access** to services that are valued by customers
- Build on **existing infrastructure**
- **Operational sustainability**
- **Flexible and responsive** for evolving services and community change

“Multi-use” doesn’t have to equate to every library in the system featuring the same set of amenities. Smaller branch libraries may be perfectly well equipped with multi-purpose rooms (for classes, community events, workshops, speaker events, etc.). This is one definition of multi-purpose.
 — Johnson County resident via JCL MindMixer site

FACILITIES VISION

● Core JCL services

- the best of JCL's traditional services – collection, technology, programs, reference, space for all ages....
- optimizes geographic access to core services

● New JCL service directions

- “fresh” services to help Johnson County build a strong future
- optimizes efficiency of providing services with unique requirements for facilities, staffing, and/or community access

- All JCL locations should continue to provide access to core library services – collections, technology, seating, and program space – but special services should be strategically distributed regionally or centrally based on considerations such as demand, scalability, operability, and opportunity. This is a departure from the previous “one-size-fits-all,” “typologies” planning approach which did not easily account for those services and spaces that lose quality and/or dramatically increase expense to provide at every location; examples include special collections, large event space, and well-equipped maker spaces with specially-trained staff.

This new model of facilities planning offers opportunities to more cost-effectively increase JCL capacity systemwide, and also provides a flexible plan that can more easily adapt to growth and change over time.

SYSTEMWIDE FACILITIES RECOMMENDATIONS

The CLMP recommends a systemwide target of 0.6 square feet per capita in the JCL network, based on an assessment of community and library characteristics in Johnson County. This includes all facilities except for space for central JCL systemwide services, partners, and other non-public uses, which is added on top of this SF/capita target. For reference, this is consistent with the facilities planning target recommended in 2012 for the Olathe Public Library, whose service population shares many of the same characteristics as JCL’s.

The threshold level for JCL facilities at the systemwide level is recommended at 0.5 SF/capita. Below this level, JCL will face more significant compromises to its long-term ability to meet the community’s need for services. Today JCL provides about 0.54 SF/capita systemwide, with a strong concentration in the northeastern part of the county. Without expansion, JCL will fall below the 0.5 SF/capita threshold level by 2020 (according to MARC’s population projections), and the space deficit will be increasingly disproportionate in the northwestern and southeastern portions of the county.

Systemwide space planning target

Factor applied to population projections



Characteristics

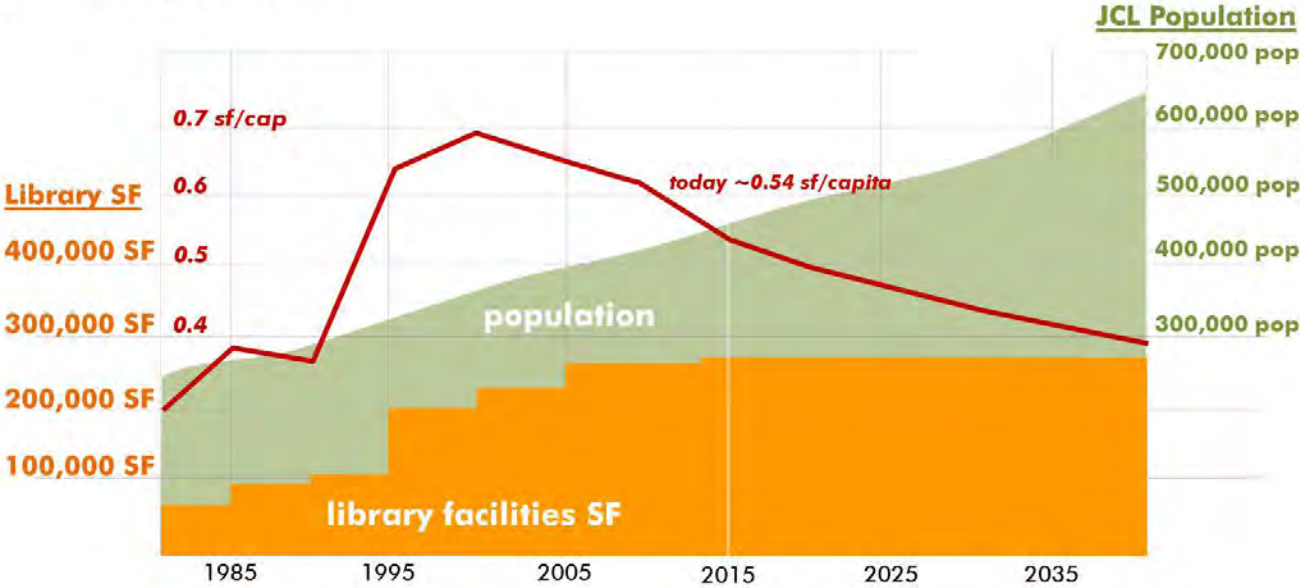
- grow by adding space
- libraries function as a network
- highly mobile population
- robust online services
- popular / digital collection
- limited operations and/or capital budget
- larger service population
- strong partnerships
- abundance of other service providers
- space designed for behaviors

Characteristics

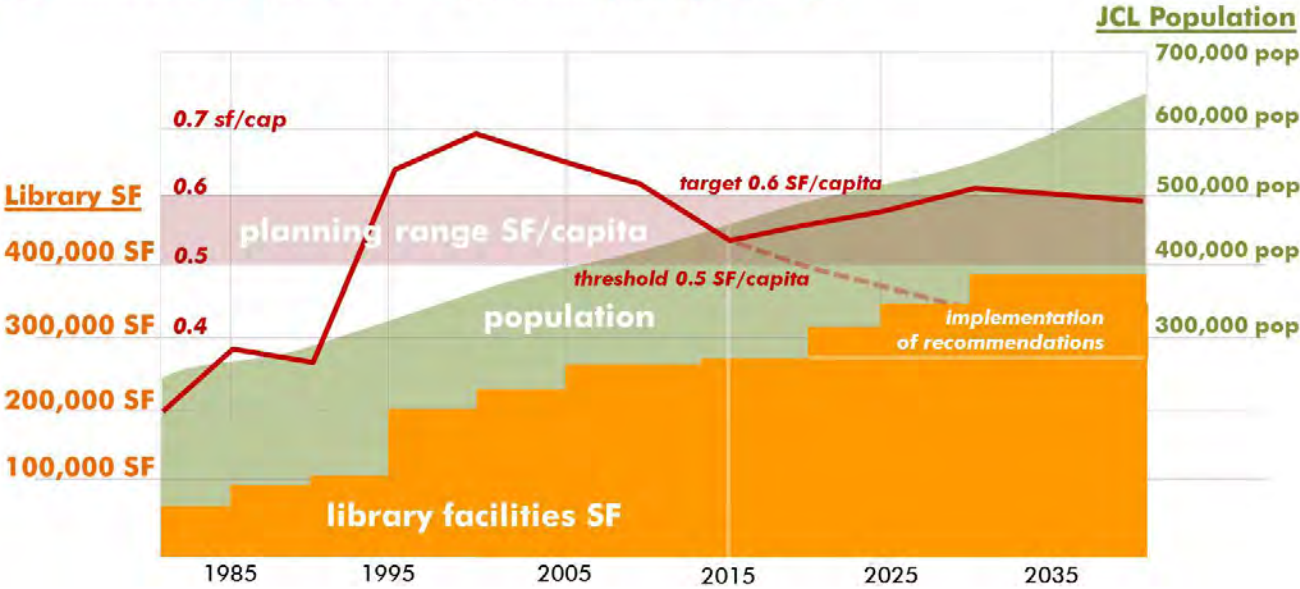
- grow by adding locations
- standalone/locally-focused branches
- geographic barriers / dispersed population
- limited services available online
- large / archival library collection
- robust budget
- smaller service population
- limited partnerships
- few other service providers
- space designed for demographics

JCL facilities vision – right for Johnson County

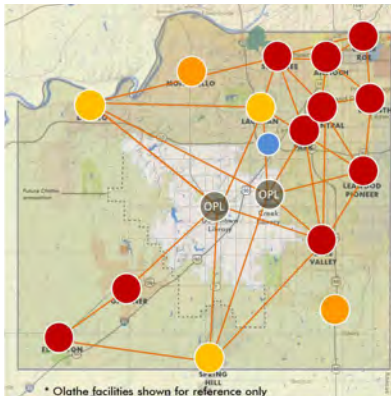
Without expansion



Recommended systemwide planning target range



FACILITIES VISION



Facilities "ecosystem"

- 10 modernize – renovate or replace at current size
- 1 build capacity – relocate and expand
new sites required
- 2 build capacity – new branch
- 1 new Operations Center – location TBD

RECOMMENDED CAPITAL PROJECTS

Generally, the CLMP recommends modernization as the primary strategy for facilities in the northeast and southwest regions of Johnson County, and capacity-building as the primary strategy in the southeast and northwest. Recommendations for projects at individual JCL locations have been developed based on an assessment of needs and opportunities at the local, regional, and systemwide levels.


The CLMP's new regionalized planning model builds on the principle that the condition and capacity of each facility in the network has systemwide impacts. This facilities "ecosystem" sees both local and countywide benefits from improvements at individual JCL locations. On the flip side, this also means that delaying improvements at one JCL location affects service not just to the local community, but also to the entire county.

	JCL Today			Strategy	JCL 20 Year Plan			Project Recommendation
	Total JCL Facilities	Central, Partner, Non-Public	Public Service		Total JCL Facilities	Central, Partner, Non-Public	Public Service	
Central Services								
Central Operations	[at CRL]			New	40,000 SF	40,000 SF	-	Acquire and convert
Support Services	5,000 SF	5,000 SF	-	Eliminate	-	-	-	Combine with Central Operations
Northeast								
Antioch	35,000 SF	18,000 SF	17,000 SF	Modernize	15,000 SF	-	15,000 SF	Renovate / rebuild on current site
Cedar Roe	16,000 SF	-	16,000 SF	Modernize	16,000 SF	-	16,000 SF	Renovate / rebuild on current site
Central Resource	91,000 SF	-	79,000 SF	Modernize	91,000 SF	-	85,000 SF	Limited interior renovation
Corinth	20,000 SF	-	20,000 SF	Modernize	20,000 SF	-	20,000 SF	Replace on current site
Oak Park	18,000 SF	1,000 SF	17,000 SF	Modernize	18,000 SF	1,000 SF	17,000 SF	Renovate
Northwest								
DeSoto	4,000 SF	-	4,000 SF	Build capacity	20,000 SF	-	20,000 SF	Replace (acquire new site)
Lackman	18,000 SF	-	18,000 SF	Build capacity	40,000 SF	-	40,000 SF	Replace (partner for new site)
Monticello	-	-	-	Build capacity	30,000 SF	-	30,000 SF	New branch
Shawnee	12,000 SF	-	12,000 SF	Modernize	12,000 SF	-	12,000 SF	Renovate
Southeast								
Blue Valley	24,000 SF	-	24,000 SF	Modernize	24,000 SF	-	24,000 SF	Renovate
Blue Valley South	-	-	-	Build capacity	40,000 SF	-	40,000 SF	New branch
Leawood	19,000 SF	-	19,000 SF	Maintain	19,000 SF	-	19,000 SF	Maintain
Spring Hill	3,000 SF	-	3,000 SF	Build capacity	20,000 SF	-	20,000 SF	Replace (acquire new site)
Southwest								
Edgerton	3,000 SF	-	3,000 SF	Modernize	3,000 SF	-	3,000 SF	Limited interior renovation
Gardner	14,000 SF	-	14,000 SF	Modernize	14,000 SF	-	14,000 SF	Renovate
Total JCL	282,000 SF	24,000 SF	246,000 SF 0.5 sf/capita		422,000 SF	41,000 SF	375,000 SF 0.6 sf/capita	
Population (MARC data)								
		2015			2035			
Johnson County Total		544,000 pop			779,000 pop			
Olathe		125,000 pop			181,000 pop			
JCL Service Area		419,000 pop			598,000 pop			

NORTHEAST COUNTY CAPITAL PROJECT RECOMMENDATIONS

ANTIOCH LIBRARY — REPLACE AT 15,000 SF (PUBLIC SERVICE)

JCL should maintain a public service location on the existing site in Merriam through either renovation or replacement of the existing facility. Although the current facility totals approximately 35,000 square feet, more than half is actually used for partner functions and/or is otherwise not publicly accessible; many of these functions could be relocated, such as to the proposed Operations Center. As such, Antioch could be replaced with a significantly smaller building that provides the same net amount of public space (approximately 15,000 square feet). Replacement with a smaller building would also free up additional space on the site for parking, which is currently in short supply.



Antioch Library

CEDAR ROE LIBRARY — RENOVATE OR REPLACE AT 16,000 SF

JCL should maintain a public service location in Roeland Park through either renovation or replacement of the existing facility. Although the existing Cedar Roe building does not meet current code and has significant deferred maintenance project needs, a structural renovation project could develop a wonderful modern library within the existing 16,000 square foot shell. As an alternative, replacing the building at its current size could offer the opportunity to develop the library on a single story for operational efficiency, with parking beneath the building to help address the current parking shortage on the site.

*Neighborhood libraries like Cedar Roe are linchpins of civilization. I am not kidding and not exaggerating.
— Johnson County resident via JCL MindMixer site*

CENTRAL RESOURCE LIBRARY — RENOVATION/INTERIOR EXPANSION

The 91,000 square foot Central Resource Library is under construction as of the date of this report to upgrade selected building systems and implement selected service model changes. According to the Existing Building Condition Assessment (EBCA), CRL will have some additional significant maintenance needs for the building envelope and major systems within the next 10 years. If certain central JCL functions move out (such as to the Operations Center), there will be vacant space at CRL available for conversion; a limited interior renovation could expand public service functions into this vacated space.


CORINTH LIBRARY — REPLACE AT 20,000 SF

The 20,000 square foot Corinth Library is reported to be in relatively poor condition. Replacement of the building at 20,000 square feet on its current site in Prairie Village offers the potential to develop an operationally efficient single-story library floor plan with covered parking beneath the building at street level.

OAK PARK LIBRARY — RENOVATE 18,000 SF

The EBCA identified selected life cycle/deferred maintenance needs at the 18,000 square foot Oak Park Library over the next decade. Over the 20 year life of this CLMP, it will also be due for interior renovation to modernize the service model and replace worn finishes and furnishings.

FACILITIES VISION



Lackman Library

The West does not have a full-service library and none that supports the DeSoto School District, such as those in Shawnee Mission, Blue Valley, and Gardner Districts. The DeSoto Branch's hours are not feasible for DeSoto or those areas around it; not forgetting to mention it is too small!
— Johnson County resident via JCL MindMixer site

NORTHWEST COUNTY CAPITAL PROJECT RECOMMENDATIONS

DESOTO LIBRARY — REPLACE AT 20,000 SF

The current DeSoto Library is too small to meet community needs, and its current site cannot accommodate the projected need in DeSoto for approximately 20,000 SF of library space. As an alternative to acquiring a site and developing a standalone new building, JCL could look for opportunities to acquire and convert an existing building and/or to develop a facility in partnership with another agency.

LACKMAN LIBRARY — REPLACE AT 40,000 SF

The current Lackman Library site is too small to accommodate expansion of the library. JCL should identify and acquire a suitable site to accommodate a new 40,000 square foot facility to replace the current Lackman Library. JCL could investigate the potential for savings through shared facilities (e.g., parking, access to large event space) if the new library is co-located with complementary partner uses.

MONTICELLO LIBRARY — NEW 30,000 SF

The 2009 JCL Facilities Master Plan confirmed the need for a new Monticello Library, for which the County has already acquired land. In 2009 JCL commissioned a building program that could relatively easily be adjusted to reflect the CLMP-recommended 30,000 square foot size and refined to support JCL's strategic priorities and new service directions. The project would then be ready to move into the next stages of project definition and design.

SHAWNEE LIBRARY — RENOVATE 12,000 SF MAIN FLOOR

The Shawnee Library has a basement level that was planned for future expansion, but has never been finished. The CLMP proposes that both the initial capital costs and ongoing operational costs of expanding into the basement level would be significantly greater than the benefits that would be achieved by doing so. The Shawnee Library is expected to have life cycle and deferred maintenance needs over the next 10 years for the building structure, envelope, and systems, and interior finishes and furnishings on the main level will be due for replacement over the 20 year life of this master plan.

SOUTHEAST COUNTY CAPITAL PROJECT RECOMMENDATIONS

BLUE VALLEY LIBRARY — RENOVATE 24,000 SF

The Blue Valley Library is one of JCL’s newest and most successful facilities. The building will be due for a new roof in 2025 as well as selected other life cycle maintenance projects over the next decade. In addition to these maintenance needs, there may be opportunities to recapture back-of-house space for public use at Blue Valley once JCL’s Central Operations facility is up and running. Interior finishes and selected furnishings will likely be due for replacement over the next 20 years as well.

BLUE VALLEY SOUTH LIBRARY — NEW 40,000 SF

The CLMP recommends the addition of a new branch in southeastern Johnson County to serve anticipated population growth in this area. The first steps in project development will be to acquire a suitable site and develop a building program to guide design and refinement of the project budget. JCL could investigate the potential for savings through shared facilities (e.g., parking, access to large event space) if the new library is co-located with complementary partner uses.

LEAWOOD PIONEER LIBRARY — MAINTAIN 19,000 SF

Renovation and expansion of the Leawood Pioneer Library is recently complete as of the CLMP. The EBCA identified some minor maintenance projects that will be needed over the next decade, and the CLMP recommends earmarking an additional small budget for selected furniture and finish replacement that will almost certainly be needed over the next two decades.


SPRING HILL LIBRARY — REPLACE AT 20,000 SF

Not only is the current Spring Hill Library reported to be in poor condition, but it is also too small to meet the needs of the community today. Additional population growth will place further strain on this building’s ability to serve the community. Approximately 20,000 SF of library space should be provided in the Spring Hill area, which will require a new site (the current site cannot accommodate expansion). As an alternate to new construction of a standalone facility, JCL could look for opportunities to acquire and convert an existing building and/or to develop a joint facility in partnership with another agency.




Leawood Pioneer Library

*I appreciate the fact that the Monticello Branch is being built, but was disappointed that the original version of this "branch" is going to be a glorified 'Redbox for books'. Being a parent of two kids who LOVE going to the library, I was so looking forward to having a branch near us so we could have a fun place to hang out.
— Johnson County resident via JCL MindMixer site*



Blue Valley Library



Gardner Library

I enjoy using the Antioch branch and would be disappointed to see it closed.

*— Johnson County resident
via JCL MindMixer site*

SOUTHWEST COUNTY CAPITAL PROJECT RECOMMENDATIONS

EDGERTON LIBRARY — LIMITED RENOVATION 3,000 SF

JCL leases but does not own the Edgerton facility, which was renovated relatively recently. There is an opportunity for selected minor modifications to modernize and tailor service to local needs, such as to extend hours of access to materials. JCL is also encouraged to expand service to the community through developing partnerships for increased off-campus programming.

GARDNER LIBRARY — RENOVATE 14,000 SF

The Gardner Library has some life cycle and deferred maintenance needs as identified by the EBCA, but generally it is a pleasant facility in a good location in downtown Gardner. Expansion on the site is unlikely to provide good return on investment, and is no longer a recommended strategy. There may be opportunities for internal expansion into back-of-house space once JCL's proposed Central Operations facility is operational. In the meantime, JCL is encouraged to expand access to service for the Gardner community through partnerships for off-campus programming and potentially extended hours of access to materials.

NEW LIBRARY OPERATIONS CENTER

JCL should develop a new facility for selected central functions such as materials sorting/distribution, facilities management, etc. (see the Organization Vision chapter of this report for a more detailed description of the Operations Center concept). Co-location of the operations functions of the JCL Friends of the Library would provide efficiencies for both partners. JCL estimates that it would need approximately 40,000 square feet for development of the Operations Center.

The preferred development option for the Operations Center would be to acquire and convert an existing building, ideally one that already supports delivery functions with a dock, such as a grocery store, distribution center, office building, etc. A relatively central location with good highway access will also be critical for the success of this facility.

An alternative option discussed during the development of the CLMP was the conversion of the Antioch Library for this function, as it is approximately the right size and has a relatively good location (it was JCL's original Main Library). This option would require renovation of the existing Antioch Library building to address the life cycle and deferred maintenance projects identified in the EBCA as well as to support dock delivery and other support functions. This would also require the development of a replacement Antioch Library for public service nearby. This option is not preferred, but could be a viable alternative if JCL is unable to acquire an appropriate facility for conversion to the Operations Centers.

CHAPTER 6: IMPLEMENTATION CONSIDERATIONS

FACILITY CAPITAL PROJECT COSTS

While the recommended facilities projects have been developed as part of a responsive and cost-effective plan for meeting Johnson County residents' library needs over the next 20 years, they still represent a significant capital construction program that touches all facilities in the JCL network. In today's dollars, it is estimated that approximately \$137 million is needed for design and construction of the recommended capital projects, and an additional \$6-7 million is needed for site acquisition for selected projects. These budgets strive to be comprehensive, including design/engineering fees and other owner costs as well as the "hard" costs of site and building construction, furniture, shelving, and technology infrastructure. Budgets for new construction projects valued at over \$1 million also include a 1% allowance for public art in keeping with the County's requirements.

As the timeline for implementation of individual projects has not yet been determined, these project budgets exclude escalation, which is currently estimated at approximately 4% annually; project budgets should be reviewed at least annually and updated to reflect current construction market conditions and other aspects of project development.

IMPLEMENTATION PRIORITIES

As part of the planning process, library and community stakeholders were asked for their input into priorities to guide implementation of the recommended projects. There was general consensus that prioritization of the proposed Central Operations facility would provide significant benefits, including building JCL's capacity to meet the growing needs for efficient materials handling, as well as freeing up branch sorting/circulation space for conversion to public uses.

With respect to JCL's public service locations, the top priorities for implementation included:

- improving equity
- fulfilling community promises
- projects that build the most service

JCL will need to find additional funding beyond its current resources to implement the recommended projects. Even if all of the funding for these recommended projects were available today, JCL would still need to develop a phasing strategy that balances the above priorities with other factors such as project management, operational capacity, and maintaining community access during construction.

Comprehensive budgeting

- **staffing**
 - increase to operate new and expanded facilities
 - savings achieved through Operations Center model and associated efficiencies
- **collection and technology**
 - start-up for new and expanded facilities
 - ongoing maintenance and replacement to meet changing needs and population growth
- **other costs**
 - contractual services and commodities for new and expanded facilities
 - utilities and maintenance
- **capital budgets**
 - design and construction
 - land acquisition

Capital project budgets

hard costs

- site + building construction
- demolition budget (see link)
- maintenance projects to 2025 (see ISCA)
- contingency

other owner costs

- land acquisition
- design/engineering fees
- special studies, testing, misc.
- contingency
 - 1% for public art (new construction +1) (other)

FFE, signage, technology

- FFE, shelving, signage
- technology infrastructure
- AMH system at Central Operations
- contingency

not included

- escalation from 2015 (estimate **4% per year**)
- site value of land (e.g., corner location etc)
- temporary facilities (not recommended)

SITE SELECTION

Johnson County’s Strategic Facilities Master Plan sets forth site selection criteria that, in general, are an excellent guide for JCL. Some considerations for identifying the most appropriate sites for new or relocated JCL facilities include:

Site capacity. New sites should have enough buildable area to accommodate the library building, outdoor amenities (such as patio seating and children’s story gardens), landscaping, and parking. Drive-up access is strongly desirable at least for materials drop-off (as at Leawood Pioneer), if not also for materials pick-up (as at Blue Valley). To maximize service and operational efficiency, libraries under 30,000 square feet should be developed on a single story.

Compatibility with adjacent uses. Some uses, such as parks and community/cultural centers, are excellent neighbors that increase community awareness and use of library services. If identified early, there may even be opportunities to develop shared facilities in order to increase service, decrease development costs, and optimize operational costs over time. Co-location with commercial/retail uses, civic facilities, and large mixed-use developments may offer opportunities for shared parking strategies.

Site visibility and accessibility. Sites should promote a high degree of visibility and accessibility from major travel corridors. Each of JCL’s facilities is an important member of the countywide network; a quiet site nestled in a neighborhood may serve the needs of the local community very well, but may be a barrier to use for residents of other areas. Co-location with other partners/uses is acceptable and even encouraged, so long as the library is prominently located and highly visible on the site.

I still remember when the Antioch branch was the main branch, and would hate to see it close. The accessibility from I-35, Shawnee Mission Parkway, Johnson Drive... well, it is important to a lot of folks. Having to wind through residential neighborhoods for other branches is just too difficult.
— Johnson County resident
via JCL MindMixer site

APPENDIX A: PARTICIPATION

Development of the Comprehensive Library Master Plan for the Johnson County Library involved the collaboration, creativity, dedication, and hard work of many people — including those listed below, many of whom participated in multiple ways. In addition to the names captured below, there were many other uncredited staff, stakeholders, and community members who generously gave their time through their participation in community meetings, online surveys via JCL’s MindMixer site, and the “significant destinations” mapping exercise posted in each branch in late 2014.

Project Committee and Summit Participants

	Project			
	Core Team	Steering Team	Advisory Committee	Leadership Summit(s)
Neil Shortlidge, JCL Board Chair			X	X
Pamela Robinson, JCL Board Vice-Chair			X	X
Nancy Hupp, JCL Board (past Chair)			X	X
Amy Amos Ruo, JCL Board				X
Mitra Templin, JCL Board				X
John Nelson, JCL Board				X
Emmanuel Obi, JCL Board (retired)			X	X
Sean Casserley, County Librarian		X	X	<i>observing</i>
Tricia Suellentrop, Deputy County Librarian		X	X	<i>observing</i>
John Helling, JCL Associate Director of Systemwide Services		X	X	<i>observing</i>
Jennifer Mahnken, JCL Associate Director of Branch Services		X	X	<i>observing</i>
Nicki Neufeld, JCL Finance Director		X	X	<i>observing</i>
Matthew Sapp, JCL IT Manager		X	X	<i>observing</i>
Ken Werne, JCL Interim Communications Director		X	X	<i>observing</i>
Christopher Leitch, JCL Community Relations Coordinator		X	X	<i>observing</i>
Susan Mong, JCL Foundation Executive Director		X	X	<i>observing</i>
Kim Gile, JCL Information Services Manager	X	X	X	<i>observing</i>
Mike Heffernan, JCL Facilities Manager	X	X	X	<i>observing</i>
Scott Sime, JCL Project Coordinator	X	X	X	<i>observing</i>
Danni Livingston, Johnson County Facilities Management	X	X	X	<i>observing</i>
Georgia Gavito Sizemore, Johnson County Facilities Management	X			
Maury Thompson, Johnson County Assistant County Manager			X	X
David Vratny, Johnson County Budget Analyst			X	
Dean Palos, Johnson County Planning Director			X	
Jill Geller, Johnson County Recreation & Park District			X	
Mindi Love, Johnson County Museum Executive Director			X	
Emily Baker, Olathe Public Library Director			X	X
Ed Eilert, Johnson County BOCC Chair				X
Jim Allen, Johnson County BOCC				X
Michael Ashcraft, Johnson County BOCC				X
Steven Klika, Johnson County BOCC				X
Jason Osterhaus, Johnson County BOCC				X
Ron Shaffer, Johnson County BOCC				X
John Toplikar, Johnson County BOCC				X
Chuck Sipple, City of Leawood				X

Continued on the next page

APPENDIX A

Project Committee and Summit Participants, continued

	Project			
	Core Team	Steering Team	Advisory Committee	Leadership Summit(s)
Michael Boehm, City of Lenexa Mayor				X
Eric Wade, City of Lenexa				X
Jeff Meyers, City of Shawnee Mayor				X
Joel Marquardt, City of Roeland Park Mayor				X
Fred Sherman, City of Westwood				X
Karen Wulfkuhle, Criminal Justice Advisory Council; United Community Services Exec. Dir.				X
Kathy McGinley, Friends of JCL				X
Dorothy Hughes, Friends of JCL				X
Kathy Tiemeier, Friends of JCL				X
Jason Glasrud, JCL Foundation President				X
Denise Mills, JCL Foundation				X
Mike Schaadt, JCL Foundation				X
Ann Walter, JCL Foundation				X
Terrie VanZandt-Travis, Growing Futures Early Education Center Executive Director				X
Michael Carmona, Hispanic Economic Development Specialist				X
Angel Mercier, JCCC Performing Art Series				X
Joe Waters, Johnson County Bureau Chief				X
Dr. Marilu Goodyear, KU - ROI				X
Dave Cook, KU Edwards				X
Dr. Alfred Ho, KU Edwards				X
Dr. Diana Marrs, KU Edwards				X
Donna Lauffer, League of Women Voters				X
Gloria Snowden, NAACP BoD, Friends of JCL				X
LaVerris Steadham, NAACP				X
Becky Fast, Roeland Park City Council				X
Marek Gliniecki, Roeland Park City Council				X
Sheri McNeil, Roeland Park City Council				X
Teresa Kelly, Roeland Park City Council				X
Jim Hinson, Shawnee Mission USD #512 Superintendent				X
Jeff Vaught, Shawnee City Council				X
Wayne Burke, Spring Hill USD #230 Superintendent Elect				X
Cristy Bolton, Blue Valley School District Library Media Services				X
Carol Heil				X
Nancy Wallerstein				X
Mary Tearney				X

JCL Staff Technical Meeting/Focus Group Participants

- Daniel Molina, JCL Marketing Coordinator
- Stefanie Estes, JCL Antioch Assistant Branch Manager
- Ellen Welch, JCL Blue Valley/Spring Hill Branch Manager
- Matthew Hammes, JCL Blue Valley/Spring Hill Assistant Branch Manager
- LeeAnn Blazen, JCL Blue Valley/Spring Hill Assistant Branch Manager
- Monica Duffield, JCL Central Library Branch Manager
- Julia Timmins, JCL Corinth/Cedar Roe Assistant Branch Manager
- Megan Bannen, JCL Corinth/Cedar Roe Assistant Branch Manager
- Roxanne Belcher, JCL Gardner/Edgerton Branch Manager
- Leslie Nord, JCL Lackman/DeSoto Branch Manager
- Michelle Krooswyk, JCL Lackman/DeSoto Assistant Branch Manager
- Christian Madrigal, JCL Leawood Branch Manager
- Laura Hunt, JCL Leawood Assistant Branch Manager
- Magali Vallazza, JCL Oak Park Branch Manager
- Jared Harper, JCL Oak Park Assistant Branch Manager
- Terry Velasquez, JCL Shawnee Branch Manager
- Aubrey Seavey, JCL Training Specialist
- Christine Peterson, JCL Latino Services Outreach Librarian
- Lynn Wild, JCL Senior Services Librarian
- Bradley Debrick, JCL Early Literacy Coordinator
- Kate McNair, JCL Teen Librarian
- Barbara Brand, JCL Youth Services Manager
- Joseph Keehn, JCL Event Producer
- Angel Dew, JCL Young Adult Librarian
- Dennis Ross, JCL Youth Services Supervisor
- Adam Wathen, JCL Collection Development Manager
- Michelle Olsen, JCL Circulation Manager
- Chris Carleton, JCL Circulation Supervisor
- Linda King, JCL Page Supervisor
- Kari Sime, JCL ILL Librarian
- Jason Barnes, JCL Technical Services Manager
- Rose Crane, JCL Acquisitions/Processing Team Leader



Consultant Team

- David Schnee, Group 4 Architecture, Research + Planning, Inc.
- Jill Eyres, Group 4 Architecture, Research + Planning, Inc.
- Joan Frye Williams, Library Consultant and Futurist
- Carson Block, Carson Block Consulting
- Vicki Noteis, Collins Noteis & Associates
- Robert Collins, Collins Noteis & Associates
- Pat Bartko, Construction Management Resources, Inc.

THIS PAGE IS INTENTIONALLY LEFT BLANK.

APPENDIX B: TECHNOLOGY RECOMMENDATIONS

1 Key Technology Findings and Recommendations

1.1 General IT

Key Observations:

- The IT Manager appears to be leveraging the library's technology relationship with the County quite effectively – relying on the County for infrastructure and network management needs and allowing the library to focus on library-specific technology. The current arrangement – which includes the library co-locating crucial data and systems at the County's disaster-hardened facility, is a powerful resource to all Johnson County Libraries.
- The library's web developer is forward-thinking and enthusiastic about developing patron driven services and new services to assist staff.
- The library's technology trainer is directly engaged in cross-discipline involvement in library operations.

Possibilities and Opportunities to Explore in the CLMP:

- The current excellent relationship between the library and County IT departments seems to be based on the strengths of IT leaders on both sides. The library and County should formalize the current “handshake” understandings in document form – such as a Service Level Agreement (SLA) or at least a Memo of Understanding (MOU) to define services, service levels, and responsibilities.
- As a mission-critical piece of providing physical and electronic services, the library should continue to pay attention to developing the core data network as a scalable and flexible primary resource. A complete network plan is too complex to state here, but in general the library should endeavor to have redundant fiber service (i.e. “be on the fiber ring”) at all permanent library locations. If the “service center” idea is pursued, the availability of current fiber – or the construction budget to add fiber – should be a primary consideration. The library should also take a strategic approach to mobile data access for library services and activities that happen in non-library locations.

- The “Tech Squad” (a “train the trainer” program) is making inroads but the patron experience across branches can be unequal. Staff tech knowledge needs to be brought to a unified level.
- The library has the opportunity to prioritize the development of electronic services as a virtual library presence optimized for mobile and other electronic devices that can be used anywhere -- including at home, in the community, and certainly within the library.
- The following are CLMP priorities from the perspective of the IT Department:
 - Improved coverage of power and data in the facilities
 - Raised/Access flooring where possible
 - “Seamless” experience for patrons between physical and digital worlds
 - Complete connections of libraries to core fiber network
 - Better use of digital collections & e-content integration
 - Plan on continued use of PCs in libraries for the near term

1.2 Traffic Flow with Regard to Self-Service Technology

Key Finding: due to design approach in the Central Library, patrons are required to walk past circulation desk to return materials.

- **Recommendation:** in new library designs, primary consideration should be given to the easiest and most efficient patron materials return possible.
- **Recommendation:** modernize approach to patron self service in concert with overall strategic directions for customer service. Possibilities include doing more at the self-checks, including fines pay – but perhaps other functions as well such as marketing of library services or other opportunities for convenience and service.

1.3 Public Computing

Key Finding: the Central Library has Traditional “cubical farm” for public computing. General space per patron appears good. Patron computing spaces are a bit tight.

- **Recommendation:** all public commuting areas should include adequate space for patron “stuff” including books, study materials, other forms of technology, and more.
- **Recommendation:** if ultimate service model supports this approach, the library may consider distributing computing throughout the library instead of aggregating all computing areas together. Computer workstation design and layout should be approached in concert with mobile device use inside the library – both with BYOD (Bring Your Own Device) or the possibility of library-supplied mobile devices for patrons.

1.4 Meeting Room Technology

Key Finding: the A/V area in the Central Library Community Room consists of open shelves. The community room offers assistive listening technology.

- **Recommendation:** instead of shelving, proper equipment racks should be used for A/V in all library locations. Racks can be placed in attractive closet areas. All A/V equipment requires proper ventilation.
- **Recommendation:** all large meeting rooms in the library system should be equipped with assistive listening options.

Key Finding: in the small meeting room at the central library, a white board is provided. No other A/V is provided.

- **Recommendation:** meeting rooms should be equipped to allow for a variety of uses – and a very quick start time. Meeting rooms generally should have a display device (likely a large-screen monitor, but projectors may also be useful); easy to access power, robust 802.11x wifi/Internet access, (optional) option to connect to display devices wirelessly and ergonomic and easy-to-access connectors for power and screens.

Key Finding: the meeting room at the Oak Park Library features a screen and a mobile projector.

- **Recommendation:** consistent approaches to A/V should be designed throughout the library system based on room size and possible uses.

1.5 Power and Data

Key Recommendation: all areas of public seating should have easy access to power for mobile devices, including standard and USB outlets.

Key Finding: the library did an excellent job retrofitting the Oak Park branch for adequate data and power by using ceiling poles and external raceways.

- **Recommendation:** all new facilities should be designed for technology flexibility over time. When possible, raised floor (also called access flooring), perhaps combined with building HVAC needs, should be specified for public areas. Raised floor allows power and data to be moved as needed to support the library's evolving service model over time.

1.6 IT Spaces

Key Finding: The photographic tour in section 4 shows some of the challenges of IT spaces in the library system, including incompatible use of IT space with other functions (such as power transformers, HVAC, and storage). The library has done a good job of mitigating issues (the enclosed rack in these areas is an excellent response).

- **Recommendation:** All IT Rooms in the library system should meet minimum technical, environmental and use specifications. The consultant has provided a sample specification for library review as an appendix to this document.
- **Recommendation:** The library should specify an electronic access control system for all secure areas.

2 Photographic Tour

2.1 Corinth Library

Roving Reference Desk



In some locations the library has created open and welcoming “jump station” desks with a small footprint. This is the first point of service a patron sees upon entering the library.

Public Computing



Print Release in YS



YS Librarians shows team the “6 by 6” book kits



Staff Station



Library has made good use of sturdy and flexible monitor mounts for points of staff service.

2.2 Central Resource Library

Central Resource Library—Building Exterior







Carmack Community Room









Carmack Community Room





Community Room: Assistive Listening Information	
	<p>Recommendation: All large meeting rooms in the library system should be equipped with assistive listening options.</p>
A/V in Community Room	
	<p>AV area in meeting room. Recommendation: instead of shelving, proper equipment racks should be used for A/V in all library locations. Racks can be placed in attractive closet areas. All A/V equipment requires proper ventilation.</p>

<p>Patron Return</p> 	<p>Patron return – automated materials return system. Please see photos below showing internal equipment and layout for Automated Materials Handling (AMH) system.</p>
<p>Patron Return</p> 	<p>Due to design approach, patrons are required to walk past circulation desk to return materials. Recommendation: In new library designs, primary consideration should be given to the easiest and most efficient patron materials return possible.</p>
<p>Main Public Entry</p> 	

<p>Circulation Desk</p> 	
<p>Self-Checks</p> 	<p>Point of patron self-service. Recommendation: modernize approach to patron self service in concert with overall strategic directions for customer service...</p>
<p>Self-Checks</p> 	<p>...Possibilities include doing more at the self-checks (including fines pay – but perhaps other functions as well such as marketing of library services or other opportunities for convenience and service).</p>

Entry to Maker Space	
 A photograph showing the entrance to a Maker Space. The wall is orange and decorated with large gear cutouts. A sign above the glass doors reads "MAKER SPACE". To the right, there is a bookshelf and a mannequin.	
3D design and printing area	
 A photograph of a workstation for 3D design and printing. It features a computer monitor on a desk, a 3D printer on a wooden stand, and various tools and materials.	
Staff Station	
 A photograph of a staff workstation. It includes a desk with a computer, a chair, and a trash can. The background shows the Maker Space area with orange walls and gear decorations.	<p>Point of Staff Service at Maker Space</p>

Media Creation Space	
	Media Creation Space including editing computers....
Media Creation Space	
and green screen area
Maker Space	
	



Public Computing









Traditional “cubicle farm” for public computing. General space per patron appears good. Recommendation: the library may consider distributing computing throughout the library instead of aggregating all computing areas together. Computer workstation design and layout should be approached in concert with mobile device use inside the library – both with BYOD (Bring Your Own Device) or the possibility of library-supplied mobile devices for patrons.



Public Print-Release



<p>Meeting Rooms—Exterior</p> 	<p>Meeting room. White board is excellent. No other A/V is provided.</p>
<p>Meeting Room—Interior</p> 	<p>Recommendation: meeting rooms should be equipped to allow for a variety of uses – and a very quick start time. Meeting rooms generally should have a display device (likely a large-screen monitor, but projectors may also be useful); easy to access power, robust 802.11x wifi/Internet access, (optional) option to connect to display devices wirelessly and ergonomic and easy-to-access connectors for power and screens.</p>

<p>Television Viewing</p> 	<p>Comfortable seating areas for television viewing. Who gets the remote? Recommendation: all areas of public seating should have easy access to power for mobile devices, including standard and USB outlets.</p>
<p>Television Viewing</p> 	
<p>Teen Area</p> 	<p>Located near Maker Space</p>

<p>Automated Materials Handling</p>	
	<p>Back-of-house circulation areas featuring AMH system. Layout and efficiency of AMH and physical functions appears excellent. On AMH, linear paths are used. There are two points of patron input to avoid slow returns.</p>
<p>Automated Materials Handling—Sorter and Bins</p>	
	
<p>Automated Materials Handling—Conveyor</p>	
	

<p>AMH: Courier Area</p> 	<p>Bins for courier.</p>
<p>AMH: Courier Area</p> 	<p>More bins.</p>
<p>AMH</p> 	

2.3 Oak Park Branch

Oak Park Branch—building exterior





Reference Desk









Small footprint point of staff service. Due to library layout, this desk could not be located as the “first thing a patron sees” but is located as close as possible to the library entrance/exit without impeding traffic flow.




Security gates



<p>Print station</p> 	<p>Print release. Note ceiling poles – necessary to deliver adequate data and power throughout this branch.</p>
<p>Data and Power Retrofit</p> 	<p>The library did an excellent job retrofitting this branch for adequate data and power by using ceiling poles and external raceways. Recommendation: all new facilities should be designed for technology flexibility over time. When possible, raised floor (also called access flooring), perhaps combined with building HVAC needs, should be specified for public areas. Raised floor allows power and data to be moved as needed to support the library’s evolving service model over time.</p>

<p>Meeting room exterior</p> 	
<p>Meeting Room</p> 	<p>Meeting room. This room features a screen and a mobile projector. Recommendation: consistent approaches to A/V should be designed throughout the library system based on room size and possible uses.</p>
<p>Meeting Room</p> 	

<p>Public Computing</p> 	<p>Patron computing spaces are a bit tight. Recommendation: all public commuting areas should include adequate space for patron "stuff" including books, study materials, other forms of technology, and more.</p>
<p>Public Computing</p> 	
<p>PAC</p> 	

<p>Self-Check</p> 	<p>Patron Self-Check (behind ceiling pole)</p>
<p>Circulation Desk</p> 	
<p>Staff Desk</p> 	<p>Tiny footprint staff point of service. Very tiny!</p>




IT Room





The photos here show some of the challenges of IT spaces in the library system, including incompatible use of IT space with other functions (such as power transformers, HVAC, and storage). The library has done a good job of mitigating issues (the enclosed rack in these areas is an excellent response).



Recommendation: All IT Rooms in the library system should meet minimum technical, environmental and use specifications. The consultant has provided a sample specification for library review as an appendix to this document.

		
		
<p>Hot water heater co-location</p>		
		

Rack	
	
Door to Shared HVAC/IT Area	
	<p>Recommendation: The library should specify an electronic access control system for all secure areas.</p>

2.4 Cedar Roe Library

Cedar Roe—exterior entrance



Security gates



Public Computing



Self-Check and Digital Sign



PAC



Super-compact PAC. A good effort to provide service in small space -- but narrow depth is a challenge for users.

3 Appendix: Sample Technology Specifications

The text in this appendix is included to show an example of IT specifications the library may wish to consider in any remodel.

These specifications are included here only as a sample approach. A revised and single specification should be written for any actual construction documents.

IT Room:

Description:

The IT rooms for the library shall be the central location for all data and telecom wiring in the facility. The room(s) will house all of the equipment necessary to serve the internal network needs of the library, and provide the central data and telecom connection to the outside world.

Building Service Entrance

The IT room(s) may also serve as the **Building Service Entrance**. This is the room in which voice, data and video distribution media systems enter the building. These include internal sources such as data and video cabling, as well as external sources such as cable, POTS (Plain Old Telephone Service) or other forms of connectivity to the external world.

The room is dedicated solely for network infrastructure and associated equipment, serving as both a Building Service Entrance Room and a Telecommunications Closet. It provides facilities for large splice containers, cable termination mounting, and possibly electrical protectors. This space is in addition to any space required for network switching equipment or active system components.

Design and location of the room should also take into consideration the route and placement of data connections from providers of connectivity such as coax cable and the telephone company. Ideally, the room should be within 50' of an exterior wall.

The minimum floor space requirements, for a broad range of projects are typically 10 feet x 10 feet. Additional space may need to be provided if this room is expected to double as a Building Service Entrance and a Telecommunications Closet. The door to the Building Service Entrance room needs to open outwards.

IT Room

The IT Room is used to house telecommunications equipment intended to service users throughout the building. This type of equipment commonly includes phone systems, network equipment, video distribution systems, racks, patch panels and cabinets. The Telecommunications Closet is the space that also supports the cable, fiber, and the equipment necessary for transmission between the building's backbone system and the network jacks spread throughout the building.

In some cases, the IT room also serve as the building service entrance.

The optimum effective cooling air temperature of this space is 80 degrees F with a relative humidity range of 10% to 85% non-condensing when only housing network equipment. It is important to note that some of the telecommunications equipment (e.g. servers), which may be placed in this space can only function in an environment that is between 68 degrees F and 72 degrees effective cooling air temperature with a relative humidity range of 10% to 40%, non-condensing. Anything outside of these ranges will cause damage to those units.

The air handling system must be designed to provide positive air flow and cooling 24/7 including times when the building air system is shut down or turned down during non-business hours. This may require separate air and/or cooling systems.

The size of this room can vary depending on the communication requirements of the building but are typically 10' x 10'.

The Telecommunications Closet should be located near the center of the building, but no farther than the BICSI/TIA standard of 295 feet (horizontal cable pathway distance) from the furthest station outlet. The average distance should be in the 100 to 150 foot range.

The room should be equipped with ceiling space that does not contain water pipes, air conditioning ducts, drainage pipes or other utilities crossing through. The exception to the water pipes are those pipes installed in conjunction with a fire suppression system. If an AC Unit is required inside of the IT Room and is mounted in the ceiling, a drain pan with leak detection must be located underneath the unit.

The possibility of flooding can be limited by configuring the surrounding floor area to drain accidental leaks before the telecommunications closet becomes saturated.

The IT room should be located away from potential sources of interference, such as electrical power supply transformers, motors, generators, elevator equipment or other such devices that has the potential for creating electromagnetic fields.

Equipment rooms must be dedicated rooms and are not to be shared with other functions such as a janitorial closet, electrical closet or storage room. Fire and other alarm equipment should be located in a separate room if possible. Placement of any non-telecommunications or network equipment in room should be avoided.

One wall, to the extent necessary, must be covered with 3/4" A-C fire-rated/treated plywood, with the A side facing out. It shall be painted and mounted vertically starting 2" above the finished floor and secured to the walls. Multiple plywood panels must be mounted in contact with one another leaving no gaps between the sheets. The technology consultant will designate the location of these panels.

The lighting design shall provide sufficient overhead lights installed to provide a minimum of 540 lux (50 foot candles) illumination measured 3' above the finished floor. These lights must be separately switched within the room and must be mounted a minimum of 8.5' above the finished floor. Mounting of lights needs to accommodate 8' tall cabinets.

The door to the room must be a minimum of 36" wide by 6'8" high and must use a key lock that is keyed to a Primus Grand Master or City standard. Electronic locks are to be used when the facility is wired and equipped to support electronic door locks. The door should open outward.

An electrical ground for telecommunications as defined by building codes must be provided on a 6" bar mounted 6" above the finished floor. This Telecommunications ground bus bar -TGBB -- shall be provided in the main IT room. All TR's shall be tied into this Main TGBB. All equipment in the IT room (racks and overhead cable tray) shall be grounded to this bar. The TGBB should be connected to building steel (main building ground electrode), a separate concrete-encased electrode, or a buried ring ground with 00 copper wire using a short feed to the actual ground. It should be noted that NEC stipulates that communications cable shields be grounded as close as possible to the entrance into the building (NEC Article 800-4).

At minimum, one dedicated 20 Amp, 110 volt AC quad electrical outlet shall be installed in the IT Room to serve the needs of the telecommunications rack. This dedicated circuit will feed power that is located on the Telecommunications rack. Circuits providing power to the rack will need to be suspended from the ceiling above the racks or installed into the rack or cabinet as designated by the technology consultant. Additional circuits may be desirable.

All conduits entering the building from outside shall be plugged with reusable stoppers to eliminate the entrance of water or gases into the entrance room. All

conduits leaving the entrance room for other portions of the building will be fire-stopped after the installation of cable.

The IT room shall be equipped with a constant positive air flow sufficient to provide a minimum of two air changes per hour. If a room serves as both the building Service Entrance and a Telecommunications Closet, it may need to be equipped with a separately controlled HVAC.

The IT Room will need to have anti-static vinyl compositional tile. The tile should be light in color. A sealed concrete floor is also acceptable. At no time is carpeting to be installed.

Acceptable floors include:

- 1.) 6" (Min) Raised floor.
- 2.) Anti-static VCT
- 3.) Sealed concrete floor

Do not install a suspended acoustical tile or other false ceiling.

The permanent walls of the room need to extend to the rafters of the hard ceiling in order to prohibit access to the room by climbing over walls from an adjoining room.

Conduits

All telecommunications conduits entering the building will terminate outside the building in one or more telecommunications vaults. The number, placement, and type of telecommunications vaults will be determined by the appropriate local authority and will depend upon which utilities are involved, the total number of conduits entering the building, the landscaping or hardscaping around the building, and other factors specific to the site. Ideally, the vault will be located in a grass or landscaped area. By example, a typical fiber optics vault would be 30"x48"x18" deep constructed of polymer concrete and mounted flush with the ground. The bottom area of the vault would be bare ground covered with pea gravel or a similar covering. All conduits would enter from under the bottom of the vault and extend approximately 4"-6" above the gravel ground cover. All conduits will contain mule tape and will be capped to prevent debris or animals from entering the conduits. The vault cover will be made of polymer concrete, traffic If additional conduits are required to enter the building, they shall conform will the Authority Having Jurisdiction (AHJ). Depending on the location, the routing into the building will be either underground or overhead.

rated to 20,000 pounds, non-skid surface, with corner bolts or some other type of locking mechanism. Other vault types or configurations may be substituted at the discretion of the project engineer. The area around any vault will be filled and tamped to prevent erosion, sinking, or washout, and will then be landscaped to blend in with the surrounding area. If the vault is located in a vehicle traffic area, a 6"-12" space surrounding the vault will be filled with concrete to a depth of 18" to further stabilize the vault. If the vault is located in a pedestrian area, care must be taken to avoid any trip hazards (raised edges). Specific utilities such as telephone or cable TV may have their own vault requirements.

The entrance conduits must be designed to allow the placement of various types of cables including large copper cables, fiber optic cable (within inner duct), and coaxial cables. Typical incoming service conduit requirements: A minimum of (1) one 5" conduit shall be provided for each service provider. Each conduit shall have (3) 1" or 1.25" innerducts with pull-strings.

Conduits can have no more than two 90 degree bends with a minimum bend radius of 2 feet. Fiber optic cabling may require a larger radius, typically ten times the outside diameter of the fiber cable.

The entrance conduits should enter the service entrance spaces either directly from outside, perpendicular to the outer wall at a level above 8' or through the floor parallel with the outer wall keeping the conduit bend radius greater than 48". Variances from the 8' requirement will need to be approved by the proper local authority.

The entrance conduits must be protected from potential water damage and from vehicles running into them. Below grade building entrances with sufficient conduits are much preferred as that avoids the poly-to-steel conduit transition at the side of the building, a box on the building and conduit exposed to view and possible vandalism.

Building Backbone Raceway (Riser and Tie)

The risers are pathways which connect all telecommunications rooms and pace throughout an individual building. They may consist of conduit, cable trays, or sleeves to allow for cabling to enter and exit the telecommunications rooms.

The term "backbone raceway" replaces both the term "riser" and "tie" conduit to reflect the need for both horizontal and vertical pathways in a building distribution system. In general, this is the path used for placement of telecommunications media

between the Service Building Entrance room, the Telecommunications Closets, and the station outlets.

These pathways must typically support copper, fiber optic, and coaxial cables serving equipment and should be cross-connected to station outlets located on each floor of the building. At no time are “j-hooks” or bridle rings to be used.

All backbone conduits and sleeves must be 4” in diameter or as agreed to by the proper local authority. Conduits must be designed with no more than two 90-degree bends. If more than two 90 degree bends are required, a pull-box shall be required. The sizing of the pull-box shall be per BICSI/TIA and the Authority Having Jurisdiction (AHJ).

The minimum number of vertical backbone (riser) conduits is 5. However, that number can change as the building customer requirements become known. Again, this should be based upon actual needs.

Pathways shall be designed and installed to meet applicable building and electrical codes or regulations including the applicable TIA/EIA Telecommunications standards.

Grounding and bonding of pathways shall comply with applicable codes and regulations.

Pathways shall not have exposed sharp edges that may come into contact with telecommunications cables.

The number of cables placed in a pathway shall not exceed manufacturer specifications nor will the geometric shape of a cable be affected.

Pathways shall not be located in elevator shafts.

Sleeves are to be used in backbone vertical pathways. Sleeves should extend a minimum of 2” above the floor space. If the room is equipped with a raised floor then the 2” shall be above the base floor and not the raised floor. The sleeves are also to be 4” below the true ceiling deck in rooms where conduit is running from a room on the floor above. All sleeves are placed to provide short and straight pathways between floors.

Conduits used to interconnect the Building Service Entrance and/or Telecommunications Closets should be placed above the ceiling with no more than a total of two 90 degree bends. If more than two 90 degree bends are required, a pull-

box shall be required. The sizing of the pull box shall be per BICSI/TIA and the Authority Having Jurisdiction (AHJ). Do not angle these conduits down into the termination space. Fix the conduit 4" to 6" inside the room at a right angle to the wall. All metal conduits must be fitted with a collar or end bushing to eliminate damage to the cables during pulling.

Pull boxes shall be placed in conduit runs which exceed 100' or in situations which require more than two 90 degree bends. Such pull boxes must be located so as to provide free and easy access in straight sections of conduit only and must be installed to allow cable to pass through from one conduit to another.

If a room-mounted antenna is required, two 2" conduits must be dedicated from a sealed junction box on the roof of the building in a direct line to a specified Telecommunications Closet for use as an antenna access point, as required. In addition, a separate earth ground must be provided at the roof junction box point and the antenna conduit must be grounded separately from the isolated ground in the equipment room. A 1" conduit terminating in a weatherproof duplex box must be provided from the roof to the closest electrical panel for electrical power, as required.

All riser sleeves must be fire stopped and sealed following code and manufacturer's instructions, as required.

Horizontal Cabling

The horizontal pathways between the Telecommunication Closet and the data jacks throughout the building receive the heaviest usage and the most complaints of any component of a telecommunications distribution system. It is an area with a significant number of alternatives and one which frequently fall victim to budget cuts. When working on this issue, the building designer should identify methods for placing and supporting both the initial station cable and future cable additions.

The designer should assume the library will install plenum rated station cables because of the minimal cost difference over non-plenum rated cable, improved electrical characteristics and the increase flexibility of not installing fixed "home run" conduits to each station outlet.

Every Telecommunications Closet must provide a minimum of twice the amount of horizontal pathway access as is required to support the initial installation, as required.

Any outlet separated from the main horizontal support system, such as a tray, by a fire or smoke partition, must be provided a rated pathway. If any cabling passes

through a fire-rated wall, the penetration must be first stopped with at least the fire-rating of that wall or per the Authority Having Jurisdiction (AHJ).

Telecommunication System Design

This section provides an overview of the minimum telecommunications infrastructure requirements in the specific area of new construction. It is intended to be used during program planning.

Office spaces range from the standard one-person space to multi-room office suites and all need to be suitably equipped to access various telecommunication resources. All offices must be designed to support multiple voice and data outlets situated to allow changes in furniture layouts, depending on the use of the facility.

Data lines will likely be used for voice connectivity and this will alter the combination of outlets in office spaces. The consultant and architects will work with the customer and Facilities project manager to determine the number of station outlets required during the design of the facility.

All offices must be equipped with a minimum of 2 duplex communication outlets, preferably on opposite walls and near electrical outlets. Larger offices and open suite areas should have multiple communication outlets with an average of 2 per 75 square feet of floor space, or more when needed for density of public service computing. There should be no less than one at every other electrical outlet. There may also be staff and office locations that will need to be provided with an additional video or coaxial outlet. Smaller offices or rooms may need fewer outlets. The technology consultant will work with the architects to determine locations and the number of station outlets.

The furniture plan should consider its location in reference to station outlet locations. Furniture should not be placed in such a way as to prevent access to data wall jacks and other data connections and nearby electrical outlets.

Station Outlets

Telecommunications station outlets (areas of data connectivity throughout the building) should be installed similar to electrical outlets with an outlet box mounted in the wall and vertical conduit going up the wall ending above the false ceiling space. In areas with a hard ceiling, the conduit should be extended to an appropriate pull box or false ceiling location. The telecommunications cabling will then be installed through the conduit to the station outlet. An access panel for future additional outlets should be a primary consideration.

Wall outlets should be installed at the same height as electrical outlets. Exceptions could include lab areas that may require outlets above work surfaces. Wall phone units may also need to be installed according to ADA regulations.

Installation of vertical drops and exterior cable raceways visibly placed on interior walls should be avoided if at all possible.

Locations where the station outlets are to be installed in office furniture or cubicles need to be identified. The technology consultant and/or architects and/or a local installer should ensure that proper outlets, furniture interfaces, and cable length are provided for proper termination in the furniture.

Sometimes it is not possible to reach station outlet locations via the wall or ceiling and may need to be installed via the floor. This is especially common in cubicle areas. In these cases, appropriate size and quantity of conduit will need to be installed in the floor and in the case of the ground floor, installed before the slab is poured. An alternative to conduit in the floor is a raised floor office area.

Conference and Meeting Rooms

Conference rooms should be equipped with a minimum of 1 duplex voice/data outlet per wall, with two video outlets on opposite walls, as appropriate per project requirements.

The consultant and architects will work with the customer to determine the optimal number of station outlets and where they will be located. These locations may include the wall, floor or terminated in furniture such as conference room tables.

General

- Category 6 or 6a Cable and interconnections shall be used at the library.
- The wiring vendor shall quote all anticipated costs of installation, including the wiring and network equipment rack, termination points on both ends of the cables, wall plates, jacks and other associated equipment.
- For best performance, copper wires should be kept away from power runs. Running network cable parallel with power cable should be avoided. When lines have to intersect, a 90-degree cross angle is preferred. Also avoid proximity to electric motors, florescent lights, and other sources of electromagnetic interference.
- The wiring contractor should also quote the cost of providing an “as-built” drawing depicting wiring cable paths and routes in addition to termination points.

APPENDIX C: CAPITAL PROJECT BUDGET SUMMARY

JCL 20 YEAR FACILITIES RECOMMENDATIONS				
	Project Size	Project Recommendation	Design and Construction Acquisition Budget Allowance	
Central Services				
Central Operations	40,000 SF	Acquire and convert	\$8,400,000	\$3,500,000
Support Services	-	Eliminate (<i>combine with Central Operations</i>)	-	-
Northeast				
Antioch	15,000 SF	Rebuild on current site	\$9,800,000	-
Cedar Roe	16,000 SF	Renovate or rebuild on current site	\$11,400,000	-
Central Resource	91,000 SF	Maintenance + limited interior renovation	\$5,100,000	-
Corinth	20,000 SF	Replace on current site	\$14,300,000	-
Oak Park	18,000 SF	Maintenance + renovation	\$2,600,000	-
Northwest				
DeSoto	20,000 SF	Replace (acquire new site)	\$10,300,000	\$1,000,000
Lackman	40,000 SF	Replace (partner for new site)	\$19,300,000	-
Monticello	30,000 SF	New branch	\$14,400,000	-
Shawnee	12,000 SF	Maintenance + renovation	\$2,300,000	-
Southeast				
Blue Valley	24,000 SF	Maintenance + renovation	\$5,800,000	-
Blue Valley South	40,000 SF	New branch (acquire new site)	\$19,300,000	\$1,000,000
Leawood	19,000 SF	Maintain	\$200,000	-
Spring Hill	20,000 SF	Replace (acquire new site)	\$10,300,000	\$1,000,000
Southwest				
Edgerton	3,000 SF	Limited interior renovation	\$400,000	-
Gardner	14,000 SF	Renovate	\$2,900,000	-
Total			\$136,800,000	\$6,500,000

APPENDIX D: OPERATIONS BUDGET SUMMARY

JOCO Budget Expense Status With PRIOR YEAR

Include GAAP : Y

AS OF PERIOD : ADJ-2014 Group By : CostCenterCostcenter Range : 2852450 - 2852840Fund Range : 1310 - 1310

Fund	CostCenter	Category	Account	Account Desc	Curr Budget Amount	M-1-D Exp	Y-1-D Exp	Encumbrances	Total Obligations	Unobligated Budget	2013 Y-1-D Exp	2013 Exp	2012 Exp	2011 Exp
1310	2852450	SALARY	500020	FULL-TIME SALARIES & WAGES	\$319,104.00	\$0.00	\$243,552.25	\$0.00	\$243,552.25	\$75,551.75	\$277,614.62	\$277,614.62	\$220,634.20	\$273,804.69
1310	2852450	SALARY	500030	PART-TIME SALARIES & WAGES	\$156,423.00	\$0.00	\$180,809.92	\$0.00	\$180,809.92	(\$24,386.92)	\$144,259.86	\$144,259.86	\$156,065.30	\$131,317.00
1310	2852450	SALARY	500040	CELLULAR PHONE ALLOWANCE	\$0.00	\$0.00	\$129.00	\$0.00	\$129.00	(\$129.00)	\$0.00	\$0.00	\$0.00	\$45.00
1310	2852450	SALARY	500260	OTHER SPECIAL PAY WAGES	\$0.00	\$0.00	\$414.82	\$0.00	\$414.82	(\$414.82)	\$0.00	\$0.00	\$150.00	\$230.67
1310	2852450	SALARY	500310	VACATION	\$0.00	\$0.00	\$23,632.77	\$0.00	\$23,632.77	(\$23,632.77)	\$20,314.37	\$20,314.37	\$18,130.44	\$19,563.74
1310	2852450	SALARY	500320	SICK	\$0.00	\$0.00	\$18,715.45	\$0.00	\$18,715.45	(\$18,715.45)	\$6,923.94	\$6,923.94	\$5,296.19	\$15,752.37
1310	2852450	SALARY	500330	HOLIDAY	\$0.00	\$0.00	\$16,452.31	\$0.00	\$16,452.31	(\$16,452.31)	\$15,013.26	\$15,013.26	\$1,886.60	\$13,081.42
1310	2852450	SALARY	500340	OUTING HOLIDAY	\$0.00	\$0.00	\$3,347.31	\$0.00	\$3,347.31	(\$3,347.31)	\$3,486.64	\$3,486.64	\$1,871.71	\$3,538.96
1310	2852450	SALARY	500350	OTHER NONWORKED WAGES	\$0.00	\$0.00	\$2,453.92	\$0.00	\$2,453.92	(\$2,453.92)	\$3,197.18	\$3,197.18	\$556.95	\$4,819.40
1310	2852450	SALARY	500360	VOLUNTARY RETIREMENT (INCENTIVE (VRIP)	\$0.00	\$0.00	\$0.00	\$0.00	\$0.00	\$0.00	\$0.00	\$0.00	\$0.00	\$14,246.70
1310	2852450	SALARY	500370	VOLUNTARY HEALTH WAIVER (VRIP)	\$0.00	\$0.00	\$0.00	\$0.00	\$0.00	\$0.00	\$0.00	\$0.00	\$0.00	\$6,000.00

Subtotal for SALARY

\$475,527.00 \$0.00 \$489,507.75 \$0.00 \$489,507.75 (\$13,980.75) \$471,790.80 \$471,790.80 \$417,553.18 \$483,110.81

Fund	CostCenter	Category	Account	Account Desc	Curr Budget Amount	M-1-D Exp	Y-1-D Exp	Encumbrances	Total Obligations	Unobligated Budget	2013 Y-1-D Exp	2013 Exp	2012 Exp	2011 Exp
1310	2852450	FRINGE	500410	WORKERS COMPENSATION	\$1,692.00	\$0.00	\$1,543.80	\$0.00	\$1,543.80	\$148.20	\$1,416.97	\$1,416.97	\$714.75	\$689.84
1310	2852450	FRINGE	500420	LIFE INSURANCE	\$881.00	\$0.00	\$1,069.54	\$0.00	\$1,069.54	(\$188.54)	\$1,026.87	\$1,026.87	\$994.23	\$527.01
1310	2852450	FRINGE	500430	HEALTH INSURANCE	\$78,976.00	\$0.00	\$74,072.55	\$0.00	\$74,072.55	\$4,903.45	\$73,347.63	\$73,347.63	\$73,916.24	\$66,291.27
1310	2852450	FRINGE	500435	DENTAL INSURANCE	\$0.00	\$0.00	\$3,888.25	\$0.00	\$3,888.25	(\$3,888.25)	\$2,260.50	\$2,260.50	\$1,820.00	\$0.00
1310	2852450	FRINGE	500440	VISION INSURANCE	\$0.00	\$0.00	\$1,015.20	\$0.00	\$1,015.20	(\$1,015.20)	\$1,063.87	\$1,063.87	\$935.76	\$1,052.73
1310	2852450	FRINGE	500450	UNEMPLOYMENT INSURANCE	\$1,189.00	\$0.00	\$1,001.13	\$0.00	\$1,001.13	\$187.87	\$1,151.70	\$1,151.70	\$1,242.08	\$1,086.28
1310	2852450	FRINGE	500460	FICA EMPLOYER MATCH	\$36,377.00	\$0.00	\$36,650.13	\$0.00	\$36,650.13	(\$273.13)	\$35,454.78	\$35,454.78	\$31,782.20	\$30,025.35
1310	2852450	FRINGE	500470	KPERS	\$40,674.00	\$0.00	\$42,753.07	\$0.00	\$42,753.07	(\$2,079.07)	\$36,294.31	\$36,294.31	\$29,897.26	\$31,487.72
1310	2852450	FRINGE	500485	HEALTH SAVINGS ACCOUNT EMPLOYER PAID	\$0.00	\$0.00	\$300.00	\$0.00	\$300.00	(\$300.00)	\$700.00	\$700.00	\$0.00	\$0.00
1310	2852450	FRINGE	500500	BENEFIT ALLOWANCE	\$0.00	\$0.00	\$0.00	\$0.00	\$0.00	\$0.00	\$0.00	\$0.00	\$0.00	\$4,600.00
1310	2852450	FRINGE	500550	COMP TIME PAYOFF	\$0.00	\$0.00	\$7.09	\$0.00	\$7.09	(\$7.09)	\$0.00	\$0.00	\$23.10	\$27.77

Subtotal for FRINGE

\$159,489.00 \$0.00 \$162,300.76 \$0.00 \$162,300.76 (\$8,811.76) \$152,776.63 \$152,776.63 \$140,751.82 \$141,816.16

Fund	CostCenter	Category	Account	Account Desc	Curr Budget Amount	M-1-D Exp	Y-1-D Exp	Encumbrances	Total Obligations	Unobligated Budget	2013 Y-1-D Exp	2013 Exp	2012 Exp	2011 Exp
1310	2852450	CONTRACTUAL SERVICES	510010	ELECTRICITY	\$52,300.00	\$0.00	\$61,854.92	\$0.00	\$61,854.92	(\$9,554.92)	\$55,848.69	\$55,848.69	\$55,549.85	\$62,030.98
1310	2852450	CONTRACTUAL SERVICES	510020	NATURAL GAS/PROPANE	\$16,586.00	\$0.00	\$15,423.98	\$0.00	\$15,423.98	\$1,162.02	\$11,281.50	\$11,281.50	\$6,804.45	\$6,835.37
1310	2852450	CONTRACTUAL SERVICES	510040	WATER	\$1,250.00	\$0.00	\$1,226.17	\$0.00	\$1,226.17	\$23.83	\$1,560.56	\$1,560.56	\$1,218.50	\$1,186.91
1310	2852450	CONTRACTUAL SERVICES	510050	SEWER	\$700.00	\$0.00	\$1,604.11	\$0.00	\$1,604.11	(\$904.11)	\$1,174.42	\$1,174.42	\$782.27	\$671.06
1310	2852450	CONTRACTUAL SERVICES	510060	WASTE HAULING & RELATED SERVICES	\$7,500.00	\$0.00	\$7,297.26	\$0.00	\$7,297.26	\$202.74	\$3,340.68	\$3,340.68	\$3,240.68	\$2,912.68
1310	2852450	CONTRACTUAL SERVICES	510110	TELEPHONE	\$10,344.00	\$0.00	\$0.00	\$0.00	\$0.00	\$10,344.00	\$0.00	\$0.00	\$0.00	\$4,353.64
1310	2852450	CONTRACTUAL SERVICES	510115	LONG DISTANCE TELEPHONE	\$770.00	\$0.00	\$0.00	\$0.00	\$0.00	\$770.00	\$0.00	\$0.00	\$0.00	\$208.00
1310	2852450	CONTRACTUAL SERVICES	510120	COMMUNICATIONS	\$4,200.00	\$0.00	\$0.00	\$0.00	\$0.00	\$4,200.00	\$0.00	\$0.00	\$0.00	\$444.17
1310	2852450	CONTRACTUAL SERVICES	510140	POSTAGE VIA US POSTAL	\$0.00	\$0.00	\$0.00	\$0.00	\$0.00	\$0.00	\$0.00	\$0.00	\$3.40	\$0.00
1310	2852450	CONTRACTUAL SERVICES	510210	MEALS & TIPS	\$0.00	\$0.00	\$95.00	\$0.00	\$95.00	(\$95.00)	\$0.00	\$0.00	\$0.00	\$0.00
1310	2852450	CONTRACTUAL SERVICES	510225	MILEAGE REIMBURSEMENT - LOCAL & SAME DAY	\$0.00	\$0.00	\$0.00	\$0.00	\$0.00	\$0.00	\$59.09	\$59.09	\$0.00	\$0.00
1310	2852450	CONTRACTUAL SERVICES	510580	MEMBERSHIPS/DUES	\$0.00	\$0.00	\$0.00	\$0.00	\$0.00	\$0.00	\$750.00	\$750.00	\$0.00	\$0.00
1310	2852450	CONTRACTUAL SERVICES	520005	PEST CONTROL	\$180.00	\$0.00	\$516.57	\$0.00	\$516.57	(\$336.57)	\$538.20	\$538.20	\$212.01	\$232.15
1310	2852450	CONTRACTUAL SERVICES	520045	JANITORIAL SERVICES	\$3,200.00	\$0.00	\$0.00	\$0.00	\$0.00	\$3,200.00	\$3,466.59	\$3,466.59	\$3,199.97	\$3,199.97
1310	2852450	CONTRACTUAL SERVICES	520065	COURIER OR DELIVERY SERVICES	\$0.00	\$0.00	\$1,409.50	\$0.00	\$1,409.50	(\$1,409.50)	\$1,278.85	\$1,278.85	\$1,184.85	\$1,068.26
1310	2852450	CONTRACTUAL SERVICES	520075	PRINTING OR COPYING SERVICES	\$0.00	\$0.00	\$0.00	\$0.00	\$0.00	\$0.00	\$20.00	\$20.00	\$0.00	\$0.00
1310	2852450	CONTRACTUAL SERVICES	520125	LANDSCAPE, LAWN, SNOW SERVICES	\$20,923.00	\$0.00	\$5,750.81	\$0.00	\$5,750.81	\$15,172.19	\$6,699.51	\$6,699.51	\$2,989.51	\$21,598.73
1310	2852450	CONTRACTUAL SERVICES	520275	CONTRACTUAL SERVICES - UNCLASSIFIED	\$0.00	\$0.00	\$0.00	\$0.00	\$0.00	\$0.00	\$171.50	\$171.50	\$126.00	\$235.00
1310	2852450	CONTRACTUAL SERVICES	520540	EQUIPMENT & FURNISHINGS RENTAL	\$300.00	\$0.00	\$210.00	\$0.00	\$210.00	\$90.00	\$210.00	\$210.00	\$210.00	\$0.00
1310	2852450	CONTRACTUAL SERVICES	520770	MA - EQUIPMENT	\$750.00	\$0.00	\$2,511.56	\$0.00	\$2,511.56	(\$1,761.56)	\$5,099.27	\$5,099.27	\$818.88	\$536.13
1310	2852450	CONTRACTUAL SERVICES	520830	PROPERTY TAXES	\$500.00	\$0.00	\$0.00	\$0.00	\$0.00	\$500.00	\$0.00	\$0.00	\$0.00	\$427.80

Subtotal for CONTRACTUAL

\$115,403.00 \$0.00 \$93,385.88 \$0.00 \$93,385.88 \$22,017.12 \$91,408.86 \$91,408.86 \$76,434.95 \$105,941.52

Fund	CostCenter	Category	Account	Account Desc	Curr Budget Amount	M-1-D Exp	Y-1-D Exp	Encumbrances	Total Obligations	Unobligated Budget	2013 Y-1-D Exp	2013 Exp	2012 Exp	2011 Exp
1310	2852450	COMMODITIES	530015	OFFICE SUPPLIES	\$1,575.00	\$0.00	\$2,318.40	\$0.00	\$2,318.40	(\$743.40)	\$2,042.93	\$2,042.93	\$1,689.31	\$1,570.18
1310	2852450	COMMODITIES	530020	PAPER & PRE-PRINTED FORMS	\$610.00	\$0.00	\$614.56	\$0.00	\$614.56	(\$4.56)	\$581.44	\$581.44	\$681.81	\$553.45
1310	2852450	COMMODITIES	530030	PERSONAL CARE	\$400.00	\$0.00	\$227.80	\$0.00	\$227.80	\$172.20	\$256.90	\$256.90	\$80.80	\$244.88
1310	2852450	COMMODITIES	530040	ADVISORY MATERIALS	\$50.00	\$0.00	(\$33.13)	\$0.00	(\$33.13)	\$83.13	\$88.24	\$88.24	\$157.83	\$189.92
1310	2852450	COMMODITIES	530065	LIBRARY SUPPLIES - UNCLASSIFIED	\$0.00	\$0.00	\$689.01	\$0.00	\$689.01	(\$689.01)	\$0.00	\$0.00	\$0.00	\$0.00
1310	2852450	COMMODITIES	530070	MINOR ART WORKS, POSTERS	\$0.00	\$0.00	\$30.87	\$0.00	\$30.87	(\$30.87)	\$0.00	\$0.00	\$19.99	\$0.00
1310	2852450	COMMODITIES	530110	FOOD	\$0.00	\$0.00	\$242.65	\$0.00	\$242.65	(\$242.65)	\$533.53	\$533.53	\$230.53	\$525.25
1310	2852450	COMMODITIES	530115	KITCHEN & FOOD SERVICE SUPPLIES	\$100.00	\$0.00	\$41.62	\$0.00	\$41.62	\$58.38	\$133.92	\$133.92	\$9.98	\$17.41
1310	2852450	COMMODITIES	530125	GENERAL MEDICAL SUPPLIES	\$350.00	\$0.00	\$18.97	\$0.00	\$18.97	\$331.03	\$48.25	\$48.25	\$60.88	\$65.25
1310	2852450	COMMODITIES	530170	BUILDING MATERIALS & SUPPLIES	\$25.00	\$0.00	\$0.00	\$0.00	\$0.00	\$25.00	\$104.04	\$104.04	\$0.00	\$67.13
1310	2852450	COMMODITIES	530270	LAWN CARE SUPPLIES	\$0.00	\$0.00	\$129.41	\$0.00	\$129.41	(\$129.41)	\$0.00	\$0.00	\$0.00	\$0.00
1310	2852450	COMMODITIES	530275	JANITORIAL SUPPLIES	\$0.00	\$0.00	\$0.00	\$0.00	\$0.00	\$0.00	\$133.92	\$133.92	\$0.00	\$0.00
1310	2852450	COMMODITIES	530290	RECREATIONAL & CRAFT SUPPLIES	\$0.00	\$0.00	\$18.28	\$0.00	\$18.28	(\$18.28)	\$138.49	\$138.49	\$0.00	\$0.00
1310	2852450	COMMODITIES	530295	COMPUTER SUPPLIES	\$1,872.00	\$0.00	\$2,363.23	\$0.00	\$2,363.23	(\$491.23)	\$4,182.00	\$4,182.00	\$2,920.00	\$1,725.92
1310	2852450	COMMODITIES	530310	SAFETY SUPPLIES	\$0.00	\$0.00	\$8.04	\$0.00	\$8.04	(\$8.04)	\$0.00	\$0.00	\$0.00	\$0.00
1310	2852450	COMMODITIES	530325	OPERATING SUPPLIES - UNCLASSIFIED	\$0.00	\$0.00	\$49.14	\$0.00	\$49.14	(\$49.14)	\$64.98	\$64.98	\$0.00	\$0.00
1310	2852450	COMMODITIES	530440	FURNISHINGS & OFFICE EQUIPMENT	\$1,000.00	\$0.00	\$497.73	\$0.00	\$497.73	\$502.27	\$677.35	\$677.35	\$1,313.	

JOCO Budget Expense Status With PRIOR YEAR

Include GAAP : Y

AS OF PERIOD : ADJ-2014 Group By : CostCenterCostcenter Range : 2852450 - 2852840Fund Range : 1310 - 1310

Fund	CostCenter	Category	Account	Account Desc	Curr Budget Amount	M-1-D Exp	Y-T-D Exp	Encumbrances	Total Obligations	Unobligated Budget	2013 Y-T-D Exp	2013 Exp	2012 Exp	2011 Exp
1310	2852480	SALARY	500020	FULL-TIME SALARIES & WAGES	\$461,022.00	\$0.00	\$376,635.54	\$0.00	\$376,635.54	\$84,386.46	\$368,391.49	\$368,391.49	\$341,820.73	\$327,899.40
1310	2852480	SALARY	500030	PART-TIME SALARIES & WAGES	\$246,417.00	\$0.00	\$248,219.11	\$0.00	\$248,219.11	(\$1,802.11)	\$211,149.14	\$211,149.14	\$171,822.89	\$177,875.97
1310	2852480	SALARY	500040	OVERTIME WAGES	\$0.00	\$0.00	\$0.00	\$0.00	\$0.00	\$0.00	\$0.00	\$0.00	\$4.50	\$1,314.00
1310	2852480	SALARY	500060	HOLIDAY WORKED WAGES	\$0.00	\$0.00	\$64.50	\$0.00	\$64.50	\$0.00	\$0.00	\$0.00	\$72.40	\$0.00
1310	2852480	SALARY	500030	CELLULAR PHONE ALLOWANCE	\$0.00	\$0.00	\$36,500.00	\$0.00	\$36,500.00	(\$36,500.00)	\$51.00	\$51.00	\$0.00	\$0.00
1310	2852480	SALARY	500260	OTHER SPECIAL PAY WAGES	\$0.00	\$0.00	\$0.00	\$0.00	\$0.00	\$0.00	\$633.28	\$633.28	\$798.97	\$208.08
1310	2852480	SALARY	500310	VACATION	\$0.00	\$0.00	\$34,190.60	\$0.00	\$34,190.60	(\$34,190.60)	\$27,165.20	\$27,165.20	\$24,107.00	\$25,183.74
1310	2852480	SALARY	500320	SICK	\$0.00	\$0.00	\$18,310.27	\$0.00	\$18,310.27	(\$18,310.27)	\$13,802.09	\$13,802.09	\$10,794.21	\$8,495.79
1310	2852480	SALARY	500330	HOLIDAY	\$0.00	\$0.00	\$22,212.29	\$0.00	\$22,212.29	(\$22,212.29)	\$20,469.79	\$20,469.79	\$18,079.78	\$18,839.83
1310	2852480	SALARY	500340	FLOATING HOLIDAY	\$0.00	\$0.00	\$3,311.30	\$0.00	\$3,311.30	(\$3,311.30)	\$4,371.46	\$4,371.46	\$2,342.01	\$4,048.32
1310	2852480	SALARY	500350	OTHER NONWORKED WAGES	\$0.00	\$0.00	\$2,650.30	\$0.00	\$2,650.30	(\$2,650.30)	\$4,453.51	\$4,453.51	\$4.78	\$1,129.83
1310	2852480	SALARY	500360	VOLUNTARY RETIREMENT INCENTIVE (VRIP)	\$0.00	\$0.00	\$0.00	\$0.00	\$0.00	\$0.00	\$0.00	\$0.00	\$0.00	\$18,643.19
1310	2852480	SALARY	500365	VRIP HEALTH CARE BENEFIT	\$0.00	\$0.00	\$0.00	\$0.00	\$0.00	\$0.00	\$0.00	\$0.00	\$39,800.00	\$0.00
Subtotal for SALARY					\$707,439.00	\$0.00	\$706,956.91	\$0.00	\$706,956.91	\$482.09	\$650,477.96	\$650,477.96	\$609,147.33	\$881,137.81

Fund	CostCenter	Category	Account	Account Desc	Curr Budget Amount	M-1-D Exp	Y-T-D Exp	Encumbrances	Total Obligations	Unobligated Budget	2013 Y-T-D Exp	2013 Exp	2012 Exp	2011 Exp
1310	2852480	FRINGE	500405	EMPLOYER PAID BENEFITS - BUDGET ONLY	(\$45,233.00)	\$0.00	\$0.00	\$0.00	\$0.00	(\$45,233.00)	\$0.00	\$0.00	\$0.00	\$0.00
1310	2852480	FRINGE	500410	WORKERS COMPENSATION	\$1,261.00	\$0.00	\$1,125.53	\$0.00	\$1,125.53	\$135.47	\$961.04	\$961.04	\$449.49	\$448.95
1310	2852480	FRINGE	500420	LIFE INSURANCE	\$881.00	\$0.00	\$1,490.23	\$0.00	\$1,490.23	(\$609.23)	\$1,393.12	\$1,393.12	\$1,252.95	\$620.84
1310	2852480	FRINGE	500430	HEALTH INSURANCE	\$128,336.00	\$0.00	\$122,423.20	\$0.00	\$122,423.20	\$5,912.80	\$108,428.73	\$108,428.73	\$101,059.07	\$91,445.01
1310	2852480	FRINGE	500435	DENTAL INSURANCE	\$0.00	\$0.00	\$4,660.00	\$0.00	\$4,660.00	(\$4,660.00)	\$5,364.75	\$5,364.75	\$4,122.00	\$0.00
1310	2852480	FRINGE	500440	VISION INSURANCE	\$0.00	\$0.00	\$1,314.52	\$0.00	\$1,314.52	\$1,314.52	\$1,314.52	\$1,191.98	\$1,191.98	\$0.00
1310	2852480	FRINGE	500450	UNEMPLOYMENT INSURANCE	\$1,769.00	\$0.00	\$1,461.90	\$0.00	\$1,461.90	\$307.10	\$1,589.11	\$1,589.11	\$1,716.18	\$1,324.63
1310	2852480	FRINGE	500460	FICA EMPLOYER MATCH	\$54,117.00	\$0.00	\$53,455.26	\$0.00	\$53,455.26	\$661.74	\$48,930.98	\$48,930.98	\$42,629.15	\$43,846.91
1310	2852480	FRINGE	500470	KEPERS	\$59,867.00	\$0.00	\$59,210.96	\$0.00	\$59,210.96	\$656.04	\$48,738.83	\$48,738.83	\$40,580.57	\$37,922.18
1310	2852480	FRINGE	500485	HEALTH SAVINGS ACCOUNT EMPLOYER PAID	\$0.00	\$0.00	\$500.00	\$0.00	\$500.00	(\$500.00)	\$0.00	\$0.00	\$0.00	\$0.00
1310	2852480	FRINGE	500500	BENEFIT ALLOWANCE	\$0.00	\$0.00	\$1,305.00	\$0.00	\$1,305.00	(\$1,305.00)	\$1,205.00	\$1,205.00	\$1,205.00	\$6,215.30
Subtotal for FRINGE					\$200,498.00	\$0.00	\$246,884.88	\$0.00	\$246,884.88	(\$46,386.88)	\$217,826.08	\$217,826.08	\$193,257.34	\$182,974.01

Fund	CostCenter	Category	Account	Account Desc	Curr Budget Amount	M-1-D Exp	Y-T-D Exp	Encumbrances	Total Obligations	Unobligated Budget	2013 Y-T-D Exp	2013 Exp	2012 Exp	2011 Exp
1310	2852480	CONTRACTUAL SERVICES	510101	ELECTRICITY	\$45,500.00	\$0.00	\$65,931.94	\$0.00	\$65,931.94	(\$20,431.94)	\$58,338.15	\$58,338.15	\$53,928.97	\$55,268.00
1310	2852480	CONTRACTUAL SERVICES	510200	NATURAL GAS/PROPANE	\$14,817.00	\$0.00	\$9,849.11	\$0.00	\$9,849.11	\$4,967.89	\$7,780.99	\$7,780.99	\$7,628.14	\$17,463.25
1310	2852480	CONTRACTUAL SERVICES	510400	WATER	\$3,200.00	\$0.00	\$1,728.23	\$0.00	\$1,728.23	\$1,471.77	\$1,685.97	\$1,685.97	\$2,124.83	\$2,040.57
1310	2852480	CONTRACTUAL SERVICES	510500	SEWER	\$1,600.00	\$0.00	\$1,086.59	\$0.00	\$1,086.59	(\$513.41)	\$2,207.63	\$2,207.63	\$1,167.23	\$1,046.36
1310	2852480	CONTRACTUAL SERVICES	510600	TRASH HAULING & RELATED SERVICES	\$1,225.00	\$0.00	\$1,309.08	\$0.00	\$1,309.08	(\$84.08)	\$1,604.77	\$1,604.77	\$1,319.28	\$1,186.80
1310	2852480	CONTRACTUAL SERVICES	510110	TELEPHONE	\$5,000.00	\$0.00	\$0.00	\$0.00	\$0.00	\$5,000.00	\$0.00	\$0.00	\$0.00	\$397.23
1310	2852480	CONTRACTUAL SERVICES	510115	LONG DISTANCE TELEPHONE	\$150.00	\$0.00	\$0.00	\$0.00	\$0.00	\$150.00	\$0.00	\$0.00	\$0.00	\$7.30
1310	2852480	CONTRACTUAL SERVICES	510140	POSTAGE VIA US POSTAL	\$0.00	\$0.00	\$4.00	\$0.00	\$4.00	(\$4.00)	\$0.00	\$0.00	\$0.00	\$0.00
1310	2852480	CONTRACTUAL SERVICES	510210	MEALS & TIPS	\$0.00	\$0.00	\$0.00	\$0.00	\$0.00	(\$0.00)	\$50.39	\$50.39	\$0.00	\$0.00
1310	2852480	CONTRACTUAL SERVICES	510225	MILEAGE REIMBURSEMENT - LOCAL & SAME DAY	\$0.00	\$0.00	\$0.00	\$0.00	\$0.00	\$0.00	\$437.40	\$437.40	\$0.00	\$0.00
1310	2852480	CONTRACTUAL SERVICES	510930	NON-CPE CONTINUING PROFESSIONAL EDUCATION	\$190.00	\$0.00	\$0.00	\$0.00	\$0.00	\$190.00	\$0.00	\$0.00	\$0.00	\$0.00
1310	2852480	CONTRACTUAL SERVICES	520005	PEST CONTROL	\$250.00	\$0.00	\$1,372.67	\$0.00	\$1,372.67	(\$1,122.67)	\$1,038.70	\$1,038.70	\$253.86	\$291.02
1310	2852480	CONTRACTUAL SERVICES	520045	JANITORIAL SERVICES	\$3,200.00	\$0.00	\$0.00	\$0.00	\$0.00	\$2,200.00	\$3,242.04	\$3,242.04	\$3,200.00	\$3,200.00
1310	2852480	CONTRACTUAL SERVICES	520075	PRINTING OR COPYING SERVICES	\$20,725.00	\$0.00	\$20,725.80	\$0.00	\$20,725.80	(\$60.80)	\$20,725.80	\$20,725.80	\$20,000.00	\$0.00
1310	2852480	CONTRACTUAL SERVICES	520125	LANDSCAPE, LAWN, SNOW SERVICES	\$17,079.00	\$0.00	\$11,510.00	\$0.00	\$11,510.00	\$5,569.00	\$7,335.00	\$7,335.00	\$3,595.00	\$19,722.50
1310	2852480	CONTRACTUAL SERVICES	520275	CONTRACTUAL SERVICES - UNCLASSIFIED	\$800.00	\$0.00	\$120.00	\$0.00	\$120.00	\$680.00	\$0.00	\$0.00	\$493.95	\$62.50
1310	2852480	CONTRACTUAL SERVICES	520450	EQUIPMENT & FURNISHINGS RENTAL	\$900.00	\$0.00	\$704.90	\$0.00	\$704.90	\$195.10	\$929.95	\$929.95	\$667.44	\$660.00
1310	2852480	CONTRACTUAL SERVICES	520770	MA - EQUIPMENT	\$1,700.00	\$0.00	\$1,749.55	\$0.00	\$1,749.55	\$40.45	\$1,069.80	\$1,069.80	\$1,124.70	\$727.14
1310	2852480	CONTRACTUAL SERVICES	520830	PROPERTY TAXES	\$1,500.00	\$0.00	\$528.00	\$0.00	\$528.00	\$972.00	\$528.00	\$528.00	\$528.00	\$1,852.80
1310	2852480	CONTRACTUAL SERVICES	520875	KANSAS SALES TAX EXPENSE (P-CARD)	\$0.00	\$0.00	\$0.00	\$0.00	\$0.00	\$0.00	(\$0.33)	(\$0.33)	\$19.91	\$0.00
Subtotal for CONTRACTUAL					\$97,106.00	\$0.00	\$96,389.87	\$0.00	\$96,389.87	\$716.13	\$86,455.75	\$86,455.75	\$76,068.35	\$98,935.51

Fund	CostCenter	Category	Account	Account Desc	Curr Budget Amount	M-1-D Exp	Y-T-D Exp	Encumbrances	Total Obligations	Unobligated Budget	2013 Y-T-D Exp	2013 Exp	2012 Exp	2011 Exp
1310	2852480	COMMODITIES	530015	OFFICE SUPPLIES	\$1,614.00	\$0.00	\$1,631.53	\$0.00	\$1,631.53	(\$17.53)	\$1,389.64	\$1,389.64	\$3,956.13	\$2,070.02
1310	2852480	COMMODITIES	530020	PAPER & PRE-PRINTED FORMS	\$755.00	\$0.00	\$541.26	\$0.00	\$541.26	\$213.74	\$557.03	\$557.03	\$495.06	\$346.48
1310	2852480	COMMODITIES	530035	PERSONAL CARE	\$200.00	\$0.00	\$105.83	\$0.00	\$105.83	\$94.17	\$65.14	\$65.14	\$80.41	\$85.32
1310	2852480	COMMODITIES	530040	AUDIOVISUAL MATERIALS	\$0.00	\$0.00	\$76.05	\$0.00	\$76.05	(\$76.05)	\$71.88	\$71.88	\$11.80	\$0.00
1310	2852480	COMMODITIES	530110	FOOD	\$0.00	\$0.00	\$183.50	\$0.00	\$183.50	(\$183.50)	\$173.53	\$173.53	\$143.13	\$150.78
1310	2852480	COMMODITIES	530115	KITCHEN & FOOD SERVICE SUPPLIES	\$100.00	\$0.00	\$82.39	\$0.00	\$82.39	\$17.61	\$38.14	\$38.14	\$237.13	\$92.73
1310	2852480	COMMODITIES	530125	GENERAL MEDICAL SUPPLIES	\$0.00	\$0.00	\$89.27	\$0.00	\$89.27	(\$89.27)	\$51.47	\$51.47	\$47.16	\$18.84
1310	2852480	COMMODITIES	530170	BUILDING MATERIALS & SUPPLIES	\$0.00	\$0.00	\$0.00	\$0.00	\$0.00	\$0.00	\$0.00	\$0.00	\$8.39	\$3.99
1310	2852480	COMMODITIES	530275	JANITORIAL SUPPLIES	\$0.00	\$0.00	\$38.79	\$0.00	\$38.79	(\$38.79)	\$22.07	\$22.07	\$0.00	\$0.00
1310	2852480	COMMODITIES	530290	RECREATIONAL & CRAFT SUPPLIES	\$0.00	\$0.00	\$25.00	\$0.00	\$25.00	(\$25.00)	\$127.16	\$127.16	\$14.97	\$5.88
1310	2852480	COMMODITIES	530295	COMPUTER SUPPLIES	\$690.00	\$0.00	\$2,714.99	\$0.00	\$2,714.99	(\$2,024.99)	\$2,274.98	\$2,274.98	\$2,053.72	\$1,919.96
1310	2852480	COMMODITIES	530310	SAFETY SUPPLIES	\$0.00	\$0.00	\$7.74	\$0.00	\$7.74	(\$7.74)	\$0.00	\$0.00	\$0.00	\$0.00
1310	2852480	COMMODITIES	530325	OPERATING SUPPLIES - UNCLASSIFIED	\$0.00	\$0.00	\$51.65	\$0.00	\$51.65	(\$51.65)	\$24.62	\$24.62	\$25.92	\$47.68
1310	2852480	COMMODITIES	530440	FURNISHINGS & OFFICE EQUIPMENT	\$1,000.00	\$0.00	\$0.00	\$0.00	\$0.00	\$1,000.00	\$898.77	\$898.77	\$1,399.41	\$992.90
1310	2852480	COMMODITIES	530445	APPLIANCES	\$0.00	\$0.00	\$0.00	\$0.00	\$0.00	\$0.00	\$0.00	\$0.00	\$0.00	\$1,163.91
1310	2852480	COMMODITIES	530500	AUDIOVISUAL EQUIPMENT	\$0.00	\$0.00	\$179.98	\$0.00	\$179.98	(\$179.98)	\$0.0			

JOCO Budget Expense Status With PRIOR YEAR

Include GAAP : Y

AS OF PERIOD : ADJ-2014 Group By : CostCenterCostcenter Range : 2852450 - 2852840Fund Range : 1310 - 1310

Fund	CostCenter	Category	Account	Account Desc	Curr Budget Amount	M-1-D Exp	Y-T-D Exp	Encumbrances	Total Obligations	Unobligated Budget	2013 Y-T-D Exp	2013 Exp	2012 Exp	2011 Exp
1310	2852510	SALARY	500020	FULL-TIME SALARIES & WAGES	\$153,196.00	\$0.00	\$105,728.70	\$0.00	\$105,728.70	\$47,467.30	\$135,773.36	\$135,773.36	\$71,709.47	\$148,808.52
1310	2852510	SALARY	500030	PART-TIME SALARIES & WAGES	\$145,247.00	\$0.00	\$114,575.92	\$0.00	\$114,575.92	\$30,671.08	\$126,432.80	\$126,432.80	\$131,130.70	\$122,355.86
1310	2852510	SALARY	500720	CELLULAR PHONE ALLOWANCE	\$0.00	\$0.00	\$1,749.00	\$0.00	\$1,749.00	\$363.00	\$363.00	\$363.00	\$0.00	\$360.00
1310	2852510	SALARY	500760	OTHER SPECIAL PAY WAGES	\$0.00	\$0.00	\$200.00	\$0.00	\$200.00	\$554.47	\$554.47	\$554.47	\$50.00	\$45.30
1310	2852510	SALARY	500270	ELECTION WAGES	\$0.00	\$0.00	\$0.00	\$0.00	\$0.00	\$0.00	\$0.00	\$0.00	\$15.00	\$0.00
1310	2852510	SALARY	500310	VACATION	\$0.00	\$0.00	\$8,997.36	\$0.00	\$8,997.36	(\$8,997.36)	\$10,486.74	\$10,486.74	\$9,499.01	\$13,554.82
1310	2852510	SALARY	500320	SICK	\$0.00	\$0.00	\$4,049.41	\$0.00	\$4,049.41	(\$4,049.41)	\$3,917.70	\$3,917.70	\$4,043.17	\$6,384.61
1310	2852510	SALARY	500330	HOLIDAY	\$0.00	\$0.00	\$7,718.28	\$0.00	\$7,718.28	\$7,718.28	\$9,414.90	\$9,414.90	\$7,188.80	\$8,473.08
1310	2852510	SALARY	500340	FLOATING HOLIDAY	\$0.00	\$0.00	\$1,578.31	\$0.00	\$1,578.31	(\$1,578.31)	\$2,482.47	\$2,482.47	\$1,149.64	\$1,966.66
1310	2852510	SALARY	500350	OTHER NONWORKED WAGES	\$0.00	\$0.00	\$2,225.09	\$0.00	\$2,225.09	(\$2,225.09)	\$1,963.79	\$1,963.79	\$861.89	\$1,479.40
1310	2852510	SALARY	500360	VOLUNTARY RETIREMENT INCENTIVE (VRIP)	\$0.00	\$0.00	\$0.00	\$0.00	\$0.00	\$0.00	\$0.00	\$0.00	\$0.00	\$28,149.50
1310	2852510	SALARY	500365	VRIP HEALTH CARE BENEFIT	\$0.00	\$0.00	\$0.00	\$0.00	\$0.00	\$0.00	\$0.00	\$0.00	\$73,550.00	\$0.00
Subtotal for SALARY					\$298,443.00	\$0.00	\$245,152.07	\$0.00	\$245,152.07	\$53,290.93	\$291,389.28	\$291,389.28	\$299,560.68	\$331,577.75

Fund	CostCenter	Category	Account	Account Desc	Curr Budget Amount	M-1-D Exp	Y-T-D Exp	Encumbrances	Total Obligations	Unobligated Budget	2013 Y-T-D Exp	2013 Exp	2012 Exp	2011 Exp
1310	2852510	FRINGE	500405	EMPLOYEE PAID BENEFITS - BUDGET ONLY	(\$45,733.00)	\$0.00	\$0.00	\$0.00	\$0.00	(\$45,733.00)	\$0.00	\$0.00	\$0.00	\$0.00
1310	2852510	FRINGE	500410	WORKERS COMPENSATION	\$532.00	\$0.00	\$397.17	\$0.00	\$397.17	\$134.83	\$434.96	\$434.96	\$176.14	\$240.03
1310	2852510	FRINGE	500420	LIFE INSURANCE	\$370.00	\$0.00	\$550.49	\$0.00	\$550.49	(\$180.49)	\$659.71	\$659.71	\$498.93	\$358.90
1310	2852510	FRINGE	500430	HEALTH INSURANCE	\$39,488.00	\$0.00	\$35,879.60	\$0.00	\$35,879.60	\$3,608.40	\$34,237.95	\$34,237.95	\$35,872.82	\$32,758.52
1310	2852510	FRINGE	500435	DENTAL INSURANCE	\$0.00	\$0.00	\$2,874.00	\$0.00	\$2,874.00	(\$2,874.00)	\$3,218.00	\$3,218.00	\$1,772.50	\$0.00
1310	2852510	FRINGE	500440	VISION INSURANCE	\$0.00	\$0.00	\$274.40	\$0.00	\$274.40	(\$274.40)	\$880.05	\$880.05	\$690.68	\$913.48
1310	2852510	FRINGE	500450	UNEMPLOYMENT INSURANCE	\$746.00	\$0.00	\$501.77	\$0.00	\$501.77	\$244.23	\$696.89	\$696.89	\$761.82	\$681.92
1310	2852510	FRINGE	500460	FICA EMPLOYER MATCH	\$22,831.00	\$0.00	\$18,320.34	\$0.00	\$18,320.34	\$4,510.66	\$21,447.00	\$21,447.00	\$18,878.26	\$22,566.53
1310	2852510	FRINGE	500470	KEPERS	\$26,284.00	\$0.00	\$21,400.19	\$0.00	\$21,400.19	\$4,883.81	\$22,899.66	\$22,899.66	\$16,804.88	\$21,082.43
1310	2852510	FRINGE	500500	BENEFIT ALLOWANCE	\$0.00	\$0.00	\$0.00	\$0.00	\$0.00	\$0.00	\$0.00	\$0.00	\$0.00	\$2,350.00
Subtotal for FRINGE					\$44,518.00	\$0.00	\$80,657.96	\$0.00	\$80,657.96	(\$36,139.96)	\$84,474.22	\$84,474.22	\$75,456.03	\$80,951.97

Fund	CostCenter	Category	Account	Account Desc	Curr Budget Amount	M-1-D Exp	Y-T-D Exp	Encumbrances	Total Obligations	Unobligated Budget	2013 Y-T-D Exp	2013 Exp	2012 Exp	2011 Exp
1310	2852510	CONTRACTUAL SERVICES	510010	ELECTRICITY	\$24,471.00	\$0.00	\$31,198.36	\$0.00	\$31,198.36	(\$6,727.36)	\$29,994.48	\$29,994.48	\$26,375.13	\$28,343.70
1310	2852510	CONTRACTUAL SERVICES	510020	NATURAL GAS PROPANE	\$9,520.00	\$0.00	\$5,842.71	\$0.00	\$5,842.71	\$3,677.29	\$8,890.15	\$8,890.15	\$4,206.95	\$6,716.63
1310	2852510	CONTRACTUAL SERVICES	510040	WATER	\$800.00	\$0.00	\$899.34	\$0.00	\$899.34	(\$99.34)	\$956.22	\$956.22	\$882.21	\$828.12
1310	2852510	CONTRACTUAL SERVICES	510050	SEWER	\$750.00	\$0.00	\$724.63	\$0.00	\$724.63	(\$25.37)	\$687.48	\$687.48	\$796.56	\$318.98
1310	2852510	CONTRACTUAL SERVICES	510060	TRASH HAULING & RELATED SERVICES	\$800.00	\$0.00	\$865.71	\$0.00	\$865.71	(\$65.71)	\$906.20	\$906.20	\$780.57	\$519.00
1310	2852510	CONTRACTUAL SERVICES	510225	MILEAGE REIMBURSEMENT - LOCAL & SAME DAY	\$0.00	\$0.00	\$0.00	\$0.00	\$0.00	\$0.00	\$177.93	\$177.93	\$0.00	\$0.00
1310	2852510	CONTRACTUAL SERVICES	520005	PEST CONTROL	\$210.00	\$0.00	\$617.77	\$0.00	\$617.77	(\$407.77)	\$492.20	\$492.20	\$235.43	\$173.28
1310	2852510	CONTRACTUAL SERVICES	520045	JANITORIAL SERVICES	\$0.00	\$0.00	\$0.00	\$0.00	\$0.00	\$0.00	\$1,691.43	\$1,691.43	\$6,538.01	\$0.00
1310	2852510	CONTRACTUAL SERVICES	520065	COURIER OR DELIVERY SERVICES	\$950.00	\$0.00	\$1,392.13	\$0.00	\$1,392.13	(\$442.13)	\$1,276.05	\$1,276.05	\$1,181.39	\$1,068.76
1310	2852510	CONTRACTUAL SERVICES	520095	AUDIOVISUAL SERVICES	\$0.00	\$0.00	\$0.00	\$0.00	\$0.00	\$0.00	\$10.07	\$10.07	\$0.00	\$0.00
1310	2852510	CONTRACTUAL SERVICES	520125	LANDSCAPE, LAWN, SNOW SERVICES	\$10,877.00	\$0.00	\$4,628.10	\$0.00	\$4,628.10	\$6,248.90	\$5,652.55	\$5,652.55	\$2,714.40	\$1,076.80
1310	2852510	CONTRACTUAL SERVICES	520275	CONTRACTUAL SERVICES - UNCLASSIFIED	\$600.00	\$0.00	\$0.00	\$0.00	\$0.00	\$600.00	\$0.00	\$0.00	\$0.00	\$209.00
1310	2852510	CONTRACTUAL SERVICES	520340	EQUIPMENT & FURNISHINGS RENTAL	\$0.00	\$0.00	\$135.00	\$0.00	\$135.00	(\$135.00)	\$0.00	\$0.00	\$0.00	\$0.00
1310	2852510	CONTRACTUAL SERVICES	520770	MA - EQUIPMENT	\$350.00	\$0.00	\$521.30	\$0.00	\$521.30	(\$171.30)	\$427.03	\$427.03	\$391.31	\$384.85
1310	2852510	CONTRACTUAL SERVICES	520830	PROPERTY TAXES	\$300.00	\$0.00	\$706.47	\$0.00	\$706.47	(\$406.47)	\$706.47	\$706.47	\$706.47	\$968.67
Subtotal for CONTRACTUAL					\$48,838.00	\$0.00	\$47,531.52	\$0.00	\$47,531.52	\$1,296.48	\$51,869.16	\$51,869.16	\$43,908.38	\$50,607.79

Fund	CostCenter	Category	Account	Account Desc	Curr Budget Amount	M-1-D Exp	Y-T-D Exp	Encumbrances	Total Obligations	Unobligated Budget	2013 Y-T-D Exp	2013 Exp	2012 Exp	2011 Exp
1310	2852510	COMMODITIES	530015	OFFICE SUPPLIES	\$1,239.00	\$0.00	\$449.36	\$0.00	\$449.36	\$789.64	\$888.48	\$888.48	\$1,388.16	\$746.60
1310	2852510	COMMODITIES	530020	PAPER & PRE-PRINTED FORMS	\$350.00	\$0.00	\$108.27	\$0.00	\$108.27	\$241.73	\$227.14	\$227.14	\$294.35	\$387.84
1310	2852510	COMMODITIES	530030	PERSONAL CARE	\$150.00	\$0.00	\$156.93	\$0.00	\$156.93	(\$6.93)	\$133.40	\$133.40	\$35.44	\$40.81
1310	2852510	COMMODITIES	530040	AUDIOVISUAL MATERIALS	\$0.00	\$0.00	\$51.65	\$0.00	\$51.65	(\$51.65)	\$52.00	\$52.00	\$37.48	\$52.27
1310	2852510	COMMODITIES	530090	CLOTHING LINEN - UNCLASSIFIED	\$0.00	\$0.00	\$0.00	\$0.00	\$0.00	\$0.00	\$0.00	\$0.00	\$0.00	\$136.00
1310	2852510	COMMODITIES	530110	FOOD	\$0.00	\$0.00	\$93.70	\$0.00	\$93.70	(\$93.70)	\$158.44	\$158.44	\$69.66	\$86.46
1310	2852510	COMMODITIES	530115	KITCHEN & FOOD SERVICE SUPPLIES	\$0.00	\$0.00	\$54.47	\$0.00	\$54.47	(\$54.47)	\$183.70	\$183.70	\$77.94	\$33.65
1310	2852510	COMMODITIES	530120	DRUGS	\$0.00	\$0.00	\$27.34	\$0.00	\$27.34	(\$27.34)	\$0.00	\$0.00	\$0.00	\$0.00
1310	2852510	COMMODITIES	530125	GENERAL MEDICAL SUPPLIES	\$0.00	\$0.00	\$0.00	\$0.00	\$0.00	\$0.00	\$0.00	\$0.00	\$47.11	\$27.24
1310	2852510	COMMODITIES	530275	JANITORIAL SUPPLIES	\$0.00	\$0.00	\$39.51	\$0.00	\$39.51	(\$39.51)	\$22.08	\$22.08	\$0.00	\$0.00
1310	2852510	COMMODITIES	530290	RECREATIONAL & CRAFT SUPPLIES	\$0.00	\$0.00	\$0.00	\$0.00	\$0.00	\$0.00	\$0.00	\$0.00	\$79.28	\$0.00
1310	2852510	COMMODITIES	530295	COMPUTER SUPPLIES	\$1,411.00	\$0.00	\$2,185.00	\$0.00	\$2,185.00	(\$774.00)	\$3,169.24	\$3,169.24	\$1,430.50	\$1,448.50
1310	2852510	COMMODITIES	530305	PEP FOOD & SUPPLIES	\$0.00	\$0.00	\$135.13	\$0.00	\$135.13	(\$135.13)	\$291.47	\$291.47	\$0.00	\$0.00
1310	2852510	COMMODITIES	530325	OPERATING SUPPLIES - UNCLASSIFIED	\$0.00	\$0.00	\$0.00	\$0.00	\$0.00	\$0.00	\$27.20	\$27.20	\$11.29	\$7.74
1310	2852510	COMMODITIES	530440	FURNISHINGS & OFFICE EQUIPMENT	\$1,000.00	\$0.00	\$0.00	\$0.00	\$0.00	\$1,000.00	\$968.67	\$968.67	\$1,621.13	\$220.24
1310	2852510	COMMODITIES	530445	APPLIANCES	\$0.00	\$0.00	\$0.00	\$0.00	\$0.00	\$0.00	\$0.00	\$0.00	\$0.00	\$54.00
1310	2852510	COMMODITIES	530500	AUDIOVISUAL EQUIPMENT	\$0.00	\$0.00	\$0.00	\$0.00	\$0.00	\$0.00	\$0.00	\$0.00	\$0.00	\$693.24
Subtotal for COMMODITIES					\$4,150.00	\$0.00	\$3,301.36	\$0.00	\$3,301.36	\$848.64	\$6,121.82	\$6,121.82	\$5,042.36	\$3,934.84

Fund	CostCenter	Category	Account	Account Desc	Curr Budget Amount	M-1-D Exp	Y-T-D Exp	Encumbrances	Total Obligations	Unobligated Budget	2013 Y-T-D Exp	2013 Exp	2012 Exp	2011 Exp
1310	2852510	OTHER EXPENSE	560040	CLIENT REFUND	\$0.00	\$0.00	\$0.00	\$0.00	\$0.00	\$0.00	\$0.00	\$0.00	\$88.94	\$44.01

Subtotal for OTHER EXPENSE \$0.00 \$0.00 \$0.00 \$0.00 \$0.00 \$0.00 \$0.00 \$0.00 \$0.00 \$88.94 \$44.01

Total for CostCenter \$395,930.00 \$0.00 \$376,642.91 \$0.00 \$376,642.91 \$19,296.09 \$433,854.48 \$433,854.48 \$424,056.39 \$467,117.29

JOCO Budget Expense Status With PRIOR YEAR

Include GAAP : Y

AS OF PERIOD : ADJ-2014 Group By : CostCenterCostCenter Range : 2852450 - 2852840Fund Range : 1310 - 1310

Fund	CostCenter	Category	Account	Account Desc	Curr Budget Amount	M-1-D Exp	Y-1-D Exp	Encumbrances	Total Obligations	Unobligated Budget	2013 Y-1-D Exp	2013 Exp	2012 Exp	2011 Exp
1310	2852540	SALARY	500020	FULL-TIME SALARIES & WAGES	\$382,618.00	\$0.00	\$354,573.70	\$0.00	\$354,573.70	\$28,044.30	\$315,931.15	\$315,931.15	\$313,754.60	\$309,783.90
1310	2852540	SALARY	500030	PART-TIME SALARIES & WAGES	\$123,223.00	\$0.00	\$94,011.50	\$0.00	\$94,011.50	\$29,211.48	\$112,451.75	\$112,451.75	\$117,379.96	\$103,629.70
1310	2852540	SALARY	500040	OVERTIME WAGES	\$4,290.00	\$0.00	\$0.00	\$0.00	\$0.00	\$4,290.00	\$0.00	\$0.00	\$0.00	\$0.00
1310	2852540	SALARY	500020	CELLULAR PHONE ALLOWANCE	\$0.00	\$0.00	\$597.00	\$0.00	\$597.00	(\$597.00)	\$363.00	\$363.00	\$363.00	\$45.00
1310	2852540	SALARY	500260	OTHER SPECIAL PAY WAGES	\$0.00	\$0.00	\$400.00	\$0.00	\$400.00	(\$400.00)	\$961.08	\$961.08	\$341.28	\$1,258.31
1310	2852540	SALARY	500310	VACATION	\$0.00	\$0.00	\$27,142.34	\$0.00	\$27,142.34	(\$27,142.34)	\$27,243.18	\$27,243.18	\$24,273.17	\$23,085.20
1310	2852540	SALARY	500320	SICK	\$0.00	\$0.00	\$12,021.05	\$0.00	\$12,021.05	(\$12,021.05)	\$13,080.93	\$13,080.93	\$21,941.86	\$11,452.61
1310	2852540	SALARY	500330	HOLIDAY	\$0.00	\$0.00	\$17,794.57	\$0.00	\$17,794.57	(\$17,794.57)	\$15,807.31	\$15,807.31	\$16,101.81	\$14,328.18
1310	2852540	SALARY	500340	FLOATING HOLIDAY	\$0.00	\$0.00	\$3,935.50	\$0.00	\$3,935.50	\$3,961.59	\$3,961.59	\$3,148.18	\$1,620.31	\$0.00
1310	2852540	SALARY	500350	OTHER NONWORKED WAGES	\$0.00	\$0.00	\$2,330.00	\$0.00	\$2,330.00	(\$2,330.00)	\$2,823.80	\$2,823.80	\$865.64	\$3,328.80

Subtotal for SALARY

\$510,131.00 \$0.00 \$512,805.68 \$0.00 \$512,805.68

Fund	CostCenter	Category	Account	Account Desc	Curr Budget Amount	M-1-D Exp	Y-1-D Exp	Encumbrances	Total Obligations	Unobligated Budget	2013 Y-1-D Exp	2013 Exp	2012 Exp	2011 Exp
1310	2852540	FRINGE	500210	WORKERS COMPENSATION	\$902.00	\$0.00	\$814.15	\$0.00	\$814.15	\$87.85	\$711.91	\$711.91	\$381.51	\$369.82
1310	2852540	FRINGE	500220	LIFE INSURANCE	\$632.00	\$0.00	\$1,112.35	\$0.00	\$1,112.35	(\$480.35)	\$1,077.12	\$1,077.12	\$1,089.63	\$529.48
1310	2852540	FRINGE	500230	HEALTH INSURANCE	\$98,720.00	\$0.00	\$91,755.05	\$0.00	\$91,755.05	\$6,964.95	\$89,806.24	\$89,806.24	\$91,181.81	\$74,826.27
1310	2852540	FRINGE	500435	DENTAL INSURANCE	\$0.00	\$0.00	\$5,760.75	\$0.00	\$5,760.75	(\$5,760.75)	\$4,858.50	\$4,858.50	\$3,588.73	\$0.00
1310	2852540	FRINGE	500440	VISION INSURANCE	\$0.00	\$0.00	\$1,204.20	\$0.00	\$1,204.20	(\$1,204.20)	\$1,175.26	\$1,175.26	\$1,069.44	\$885.63
1310	2852540	FRINGE	500450	UNEMPLOYMENT INSURANCE	\$1,275.00	\$0.00	\$1,043.54	\$0.00	\$1,043.54	\$231.46	\$1,201.73	\$1,201.73	\$1,495.00	\$1,069.48
1310	2852540	FRINGE	500460	FICA EMPLOYER MATCH	\$39,026.00	\$0.00	\$38,200.40	\$0.00	\$38,200.40	\$825.60	\$37,016.63	\$37,016.63	\$37,142.87	\$35,387.19
1310	2852540	FRINGE	500470	OTHERS	\$42,806.00	\$0.00	\$43,992.49	\$0.00	\$43,992.49	(\$1,186.49)	\$37,022.22	\$37,022.22	\$35,478.33	\$31,812.66
1310	2852540	FRINGE	500485	HEALTH SAVINGS ACCOUNT EMPLOYER PAID	\$0.00	\$0.00	\$2,750.00	\$0.00	\$2,750.00	(\$2,750.00)	\$2,750.00	\$2,750.00	\$2,000.00	\$0.00
1310	2852540	FRINGE	500500	BENEFIT ALLOWANCE	\$0.00	\$0.00	\$257.50	\$0.00	\$257.50	(\$257.50)	\$687.50	\$687.50	\$1,205.00	\$5,587.50

Subtotal for FRINGE

\$183,061.00 \$0.00 \$184,890.43 \$0.00 \$184,890.43

Fund	CostCenter	Category	Account	Account Desc	Curr Budget Amount	M-1-D Exp	Y-1-D Exp	Encumbrances	Total Obligations	Unobligated Budget	2013 Y-1-D Exp	2013 Exp	2012 Exp	2011 Exp
1310	2852540	CONTRACTUAL SERVICES	510010	ELECTRICITY	\$78,632.00	\$0.00	\$41,501.73	\$0.00	\$41,501.73	(\$37,130.73)	\$39,996.39	\$39,996.39	\$28,538.88	\$36,209.82
1310	2852540	CONTRACTUAL SERVICES	510020	NATURAL GAS/PROPANE	\$4,800.00	\$0.00	\$4,837.93	\$0.00	\$4,837.93	(\$37.93)	\$4,881.56	\$4,881.56	\$2,269.85	\$3,564.81
1310	2852540	CONTRACTUAL SERVICES	510040	WATER	\$1,000.00	\$0.00	\$1,118.20	\$0.00	\$1,118.20	(\$118.20)	\$1,212.86	\$1,212.86	\$5,438.24	\$71.06
1310	2852540	CONTRACTUAL SERVICES	510050	SEWER	\$500.00	\$0.00	\$1,369.61	\$0.00	\$1,369.61	(\$869.61)	\$948.57	\$948.57	\$742.72	\$488.13
1310	2852540	CONTRACTUAL SERVICES	510060	TRASH HAULING & RELATED SERVICES	\$816.00	\$0.00	\$972.92	\$0.00	\$972.92	(\$156.92)	\$1,140.49	\$1,140.49	\$1,052.76	\$841.41
1310	2852540	CONTRACTUAL SERVICES	510140	POSTAGE VIA US POSTAL	\$0.00	\$0.00	\$6.49	\$0.00	\$6.49	(\$6.49)	\$0.00	\$0.00	\$0.00	\$0.00
1310	2852540	CONTRACTUAL SERVICES	510210	MEALS & TIPS	\$0.00	\$0.00	\$1,110.00	\$0.00	\$1,110.00	(\$110.00)	\$0.00	\$0.00	\$0.00	\$0.00
1310	2852540	CONTRACTUAL SERVICES	510380	MEMBERSHIPS/DUES	\$0.00	\$0.00	\$95.00	\$0.00	\$95.00	(\$95.00)	\$0.00	\$0.00	\$0.00	\$0.00
1310	2852540	CONTRACTUAL SERVICES	520005	PEST CONTROL	\$200.00	\$0.00	\$668.37	\$0.00	\$668.37	(\$468.37)	\$437.00	\$437.00	\$867.24	\$287.69
1310	2852540	CONTRACTUAL SERVICES	520045	JANITORIAL SERVICES	\$3,200.00	\$0.00	\$0.00	\$0.00	\$0.00	\$3,200.00	\$3,200.04	\$3,200.04	\$3,200.04	\$3,200.04
1310	2852540	CONTRACTUAL SERVICES	520125	LANDSCAPE / LAWN, SNOW SERVICES	\$10,975.00	\$0.00	\$7,465.00	\$0.00	\$7,465.00	\$3,510.00	\$6,340.00	\$6,340.00	\$3,200.00	\$12,391.00
1310	2852540	CONTRACTUAL SERVICES	520275	CONTRACTUAL SERVICES - UNCLASSIFIED	\$800.00	\$0.00	\$0.00	\$0.00	\$0.00	\$800.00	\$404.05	\$404.05	\$1,549.90	\$639.65
1310	2852540	CONTRACTUAL SERVICES	520540	EQUIPMENT & FURNISHINGS RENTAL	\$800.00	\$0.00	\$653.95	\$0.00	\$653.95	\$146.05	\$720.00	\$720.00	\$0.00	\$180.00
1310	2852540	CONTRACTUAL SERVICES	520770	MA - EQUIPMENT	\$1,503.00	\$0.00	\$1,107.06	\$0.00	\$1,107.06	\$395.94	\$995.71	\$995.71	\$335.21	\$1,331.69
1310	2852540	CONTRACTUAL SERVICES	520830	PROPERTY TAXES	\$2,000.00	\$0.00	\$2,024.00	\$0.00	\$2,024.00	(\$24.00)	\$2,024.00	\$2,024.00	\$2,024.00	\$2,162.00

Subtotal for CONTRACTUAL

\$54,626.00 \$0.00 \$61,930.35 \$0.00 \$61,930.35

Fund	CostCenter	Category	Account	Account Desc	Curr Budget Amount	M-1-D Exp	Y-1-D Exp	Encumbrances	Total Obligations	Unobligated Budget	2013 Y-1-D Exp	2013 Exp	2012 Exp	2011 Exp
1310	2852540	COMMODITIES	530015	OFFICE SUPPLIES	\$1,374.00	\$0.00	\$544.21	\$0.00	\$544.21	\$829.79	\$1,030.64	\$1,030.64	\$1,403.33	\$1,690.67
1310	2852540	COMMODITIES	530020	PAPER & PRE-PRINTED FORMS	\$800.00	\$0.00	\$506.46	\$0.00	\$506.46	\$293.54	\$654.55	\$654.55	\$649.43	\$613.10
1310	2852540	COMMODITIES	530030	PERSONAL CARE	\$150.00	\$0.00	\$199.55	\$0.00	\$199.55	(\$49.55)	\$163.78	\$163.78	\$123.73	\$162.71
1310	2852540	COMMODITIES	530040	AUDIOVISUAL MATERIALS	\$0.00	\$0.00	\$54.74	\$0.00	\$54.74	(\$54.74)	\$26.25	\$26.25	\$11.88	\$24.92
1310	2852540	COMMODITIES	530110	FOOD	\$0.00	\$0.00	\$159.28	\$0.00	\$159.28	(\$159.28)	\$147.37	\$147.37	\$218.23	\$101.54
1310	2852540	COMMODITIES	530115	KITCHEN & FOOD SERVICE SUPPLIES	\$0.00	\$0.00	\$129.10	\$0.00	\$129.10	(\$129.10)	\$166.78	\$166.78	\$259.44	\$78.33
1310	2852540	COMMODITIES	530125	GENERAL MEDICAL SUPPLIES	\$0.00	\$0.00	\$0.00	\$0.00	\$0.00	\$0.00	\$0.00	\$0.00	\$7.44	\$10.38
1310	2852540	COMMODITIES	530275	JANITORIAL SUPPLIES	\$0.00	\$0.00	\$35.94	\$0.00	\$35.94	(\$35.94)	\$17.97	\$17.97	\$123.12	\$8.99
1310	2852540	COMMODITIES	530290	RECREATIONAL & CRAFT SUPPLIES	\$0.00	\$0.00	\$18.69	\$0.00	\$18.69	(\$18.69)	\$0.00	\$0.00	\$0.00	\$57.90
1310	2852540	COMMODITIES	530295	COMPUTER SUPPLIES	\$1,000.00	\$0.00	\$2,856.00	\$0.00	\$2,856.00	(\$1,856.00)	\$2,629.24	\$2,629.24	\$2,506.05	\$1,383.03
1310	2852540	COMMODITIES	530325	OPERATING SUPPLIES - UNCLASSIFIED	\$0.00	\$0.00	\$0.00	\$0.00	\$0.00	\$0.00	\$0.00	\$0.00	\$82.41	\$139.21
1310	2852540	COMMODITIES	530440	FURNISHINGS & OFFICE EQUIPMENT	\$1,000.00	\$0.00	\$203.15	\$0.00	\$203.15	\$796.85	\$979.84	\$979.84	\$1,161.90	\$3,164.47
1310	2852540	COMMODITIES	530500	AUDIOVISUAL EQUIPMENT	\$0.00	\$0.00	\$17.49	\$0.00	\$17.49	(\$17.49)	\$0.00	\$0.00	\$0.00	\$166.03
1310	2852540	COMMODITIES	530505	COMMUNICATION EQUIPMENT	\$0.00	\$0.00	\$0.00	\$0.00	\$0.00	\$0.00	\$0.00	\$0.00	\$79.30	\$0.00

Subtotal for COMMODITIES

\$4,324.00 \$0.00 \$4,724.61 \$0.00 \$4,724.61

Fund	CostCenter	Category	Account	Account Desc	Curr Budget Amount	M-1-D Exp	Y-1-D Exp	Encumbrances	Total Obligations	Unobligated Budget	2013 Y-1-D Exp	2013 Exp	2012 Exp	2011 Exp
1310	2852540	OTHER EXPENSE	560040	CLIENT REFUND	\$0.00	\$0.00	\$187.34	\$0.00	\$187.34	(\$187.34)	\$218.31	\$218.31	\$657.54	\$23.98

Subtotal for OTHER EXPENSE

\$0.00 \$0.00 \$187.34 \$0.00 \$187.34

Total for CostCenter

\$752,142.00 \$0.00 \$764,538.41 \$0.00 \$764,538.41

Fund	CostCenter	Category	Account	Account Desc	Curr Budget Amount	M-1-D Exp	Y-1-D Exp	Encumbrances	Total Obligations	Unobligated Budget	2013 Y-1-D Exp	2013 Exp	2012 Exp	2011 Exp
1310	2852540	OTHER EXPENSE	560040	CLIENT REFUND	\$0.00	\$0.00	\$187.34	\$0.00	\$187.34	(\$187.34)	\$218.31	\$218.31	\$657.54	\$23.98

JOCO Budget Expense Status With PRIOR YEAR

Include GAAP : Y

AS OF PERIOD : ADJ-2014 Group By : CostCenterCostCenter Range : 2852450 - 2852840Fund Range : 1310 - 1310

Fund	CostCenter	Category	Account	Account Desc	Curr Budget Amount	M-1-D Exp	Y-T-D Exp	Encumbrances	Total Obligations	Unobligated Budget	2013 Y-T-D Exp	2013 Exp	2012 Exp	2011 Exp
1310	2852570	SALARY	500020	FULL-TIME SALARIES & WAGES	\$37,346.00	\$0.00	\$32,621.01	\$0.00	\$32,621.01	\$4,724.99	\$31,963.34	\$31,963.34	\$31,275.07	\$31,614.55
1310	2852570	SALARY	500030	PART-TIME SALARIES & WAGES	\$8,934.00	\$0.00	\$8,226.03	\$0.00	\$8,226.03	\$707.97	\$6,495.38	\$6,495.38	\$8,252.71	\$8,106.47
1310	2852570	SALARY	500060	HOLIDAY WORKED WAGES	\$0.00	\$0.00	\$0.00	\$0.00	\$0.00	\$0.00	\$0.00	\$0.00	\$60.83	\$0.00
1310	2852570	SALARY	500070	OTHER SPECIAL PAY WAGES	\$0.00	\$0.00	\$109.00	\$0.00	\$109.00	(\$109.00)	\$0.00	\$0.00	\$0.00	\$0.00
1310	2852570	SALARY	500310	VACATION	\$0.00	\$0.00	\$2,202.90	\$0.00	\$2,202.90	(\$2,202.90)	\$1,881.64	\$1,881.64	\$2,087.23	\$1,974.02
1310	2852570	SALARY	500320	SICK	\$0.00	\$0.00	\$2,092.62	\$0.00	\$2,092.62	(\$2,092.62)	\$1,320.92	\$1,320.92	\$1,282.44	\$257.93
1310	2852570	SALARY	500330	HOLIDAY	\$0.00	\$0.00	\$1,499.68	\$0.00	\$1,499.68	(\$1,499.68)	\$1,387.31	\$1,387.31	\$1,375.48	\$1,171.28
1310	2852570	SALARY	500340	FLOATING HOLIDAY	\$0.00	\$0.00	\$297.62	\$0.00	\$297.62	\$297.62	\$431.36	\$431.36	\$436.72	\$472.67
1310	2852570	SALARY	500350	OTHER NONWORKED WAGES	\$0.00	\$0.00	\$205.76	\$0.00	\$205.76	(\$205.76)	\$616.47	\$616.47	\$0.00	\$384.57
Subtotal for SALARY					\$46,280.00	\$0.00	\$47,245.62	\$0.00	\$47,245.62	(\$965.62)	\$44,096.37	\$44,096.37	\$44,769.99	\$43,921.44
1310	2852570	FRINGE	500410	WORKERS COMPENSATION	\$83.00	\$0.00	\$73.65	\$0.00	\$73.65	\$9.35	\$65.37	\$65.37	\$35.21	\$35.74
1310	2852570	FRINGE	500420	LIFE INSURANCE	\$57.00	\$0.00	\$95.71	\$0.00	\$95.71	(\$38.71)	\$93.97	\$93.97	\$92.40	\$44.20
1310	2852570	FRINGE	500430	HEALTH INSURANCE	\$9,872.00	\$0.00	\$9,400.40	\$0.00	\$9,400.40	\$471.60	\$9,584.00	\$9,584.00	\$9,584.00	\$8,418.00
1310	2852570	FRINGE	500435	DENTAL INSURANCE	\$0.00	\$0.00	\$334.00	\$0.00	\$334.00	(\$334.00)	\$0.00	\$0.00	\$0.00	\$0.00
1310	2852570	FRINGE	500440	VISION INSURANCE	\$0.00	\$0.00	\$129.60	\$0.00	\$129.60	(\$129.60)	\$0.00	\$0.00	\$0.00	\$0.00
1310	2852570	FRINGE	500450	UNEMPLOYMENT INSURANCE	\$116.00	\$0.00	\$92.86	\$0.00	\$92.86	\$23.14	\$108.05	\$108.05	\$135.99	\$98.55
1310	2852570	FRINGE	500460	FICA EMPLOYER MATCH	\$3,540.00	\$0.00	\$3,417.80	\$0.00	\$3,417.80	\$122.20	\$3,347.93	\$3,347.93	\$3,396.47	\$3,273.74
1310	2852570	FRINGE	500470	KEPERS	\$3,619.00	\$0.00	\$3,825.18	\$0.00	\$3,825.18	(\$206.18)	\$3,310.85	\$3,310.85	\$3,012.27	\$2,741.28
1310	2852570	FRINGE	500500	BENEFIT ALLOWANCE	\$0.00	\$0.00	\$0.00	\$0.00	\$0.00	\$85.00	\$555.00	\$555.00	\$602.50	\$600.00
Subtotal for FRINGE					\$17,287.00	\$0.00	\$17,377.20	\$0.00	\$17,377.20	(\$90.20)	\$17,095.17	\$17,095.17	\$16,858.84	\$15,212.01
1310	2852570	CONTRACTUAL SERVICES	510010	ELECTRICITY	\$3,437.00	\$0.00	\$4,377.70	\$0.00	\$4,377.70	(\$940.70)	\$3,645.94	\$3,645.94	\$3,760.27	\$4,313.26
1310	2852570	CONTRACTUAL SERVICES	510020	NATURAL GAS/PROPANE	\$2,691.00	\$0.00	\$2,379.37	\$0.00	\$2,379.37	\$311.63	\$1,946.78	\$1,946.78	\$1,184.52	\$1,892.90
1310	2852570	CONTRACTUAL SERVICES	510040	WATER	\$240.00	\$0.00	\$233.24	\$0.00	\$233.24	\$6.76	\$240.03	\$240.03	\$245.53	\$309.53
1310	2852570	CONTRACTUAL SERVICES	510050	SEWER	\$180.00	\$0.00	\$168.07	\$0.00	\$168.07	\$11.93	\$170.67	\$170.67	\$243.26	\$212.28
1310	2852570	CONTRACTUAL SERVICES	510060	TRASH HAULING & RELATED SERVICES	\$690.00	\$0.00	\$623.57	\$0.00	\$623.57	\$66.43	\$615.35	\$615.35	\$660.00	\$668.16
1310	2852570	CONTRACTUAL SERVICES	510110	TELEPHONE	\$1,080.00	\$0.00	\$0.00	\$0.00	\$0.00	\$1,080.00	\$0.00	\$0.00	\$112.99	\$1,295.45
1310	2852570	CONTRACTUAL SERVICES	510112	CELLULAR PHONE CHARGES	\$300.00	\$0.00	\$0.00	\$0.00	\$0.00	\$300.00	\$0.00	\$0.00	\$0.00	\$104.37
1310	2852570	CONTRACTUAL SERVICES	510115	LONG DISTANCE TELEPHONE	\$30.00	\$0.00	\$0.00	\$0.00	\$0.00	\$30.00	\$0.00	\$0.00	\$3.37	\$28.34
1310	2852570	CONTRACTUAL SERVICES	510210	MEALS & TIPS	\$50.00	\$0.00	\$0.00	\$0.00	\$0.00	\$50.00	\$0.00	\$0.00	\$80.00	\$80.00
1310	2852570	CONTRACTUAL SERVICES	510212	MEALS & TIPS - NON-TRAVEL	\$0.00	\$0.00	\$15.00	\$0.00	\$15.00	(\$15.00)	\$0.00	\$0.00	\$0.00	\$0.00
1310	2852570	CONTRACTUAL SERVICES	520055	PEST CONTROL	\$160.00	\$0.00	\$546.48	\$0.00	\$546.48	(\$386.48)	\$424.00	\$424.00	\$194.06	\$230.16
1310	2852570	CONTRACTUAL SERVICES	520045	JANITORIAL SERVICES	\$9,600.00	\$0.00	\$0.00	\$0.00	\$0.00	\$9,600.00	\$9,600.00	\$9,600.00	\$9,600.00	\$9,600.00
1310	2852570	CONTRACTUAL SERVICES	520125	LANDSCAPE LAWN, SNOW SERVICES	\$1,334.00	\$0.00	\$1,020.00	\$0.00	\$1,020.00	\$314.00	\$960.00	\$960.00	\$485.00	\$2,115.00
1310	2852570	CONTRACTUAL SERVICES	520275	CONTRACTUAL SERVICES - UNCLASSIFIED	\$251.00	\$0.00	\$0.00	\$0.00	\$0.00	\$251.00	\$0.00	\$0.00	\$0.00	\$0.00
1310	2852570	CONTRACTUAL SERVICES	520770	MA - EQUIPMENT	\$300.00	\$0.00	\$450.70	\$0.00	\$450.70	(\$150.70)	\$386.38	\$386.38	\$356.94	\$312.55
Subtotal for CONTRACTUAL					\$20,343.00	\$0.00	\$9,814.13	\$0.00	\$9,814.13	\$10,528.87	\$17,990.55	\$17,990.55	\$16,826.92	\$21,162.70
1310	2852570	COMMODITIES	530015	OFFICE SUPPLIES	\$400.00	\$0.00	\$186.54	\$0.00	\$186.54	\$213.46	\$158.35	\$158.35	\$525.24	\$137.47
1310	2852570	COMMODITIES	530020	PAPER & PRE-PRINTED FORMS	\$150.00	\$0.00	\$90.24	\$0.00	\$90.24	\$59.76	\$58.10	\$58.10	\$79.98	\$38.00
1310	2852570	COMMODITIES	530030	PERSONAL CARE	\$0.00	\$0.00	\$0.00	\$0.00	\$0.00	\$0.00	\$16.00	\$16.00	\$0.00	\$0.00
1310	2852570	COMMODITIES	530040	AUDIOVISUAL MATERIALS	\$0.00	\$0.00	\$20.40	\$0.00	\$20.40	(\$20.40)	\$157.95	\$157.95	\$0.00	\$12.92
1310	2852570	COMMODITIES	530065	LIBRARY SUPPLIES - UNCLASSIFIED	\$0.00	\$0.00	\$0.00	\$0.00	\$0.00	\$0.00	\$0.00	\$0.00	\$1.00	\$0.00
1310	2852570	COMMODITIES	530070	MINOR ART WORKS, POSTERS	\$0.00	\$0.00	\$0.00	\$0.00	\$0.00	\$0.00	\$0.00	\$0.00	\$32.30	\$0.00
1310	2852570	COMMODITIES	530110	FOOD	\$0.00	\$0.00	\$44.99	\$0.00	\$44.99	(\$44.99)	\$266.54	\$266.54	\$24.64	\$8.40
1310	2852570	COMMODITIES	530115	KITCHEN & FOOD SERVICE SUPPLIES	\$0.00	\$0.00	\$0.00	\$0.00	\$0.00	\$0.00	\$7.42	\$7.42	\$149.41	\$0.00
1310	2852570	COMMODITIES	530290	RECREATIONAL & CRAFT SUPPLIES	\$0.00	\$0.00	\$0.00	\$0.00	\$0.00	\$0.00	\$108.99	\$108.99	\$0.00	\$0.00
1310	2852570	COMMODITIES	530295	COMPUTER SUPPLIES	\$275.00	\$0.00	\$352.00	\$0.00	\$352.00	(\$77.00)	\$206.00	\$206.00	\$433.99	\$563.00
1310	2852570	COMMODITIES	530325	OPERATING SUPPLIES - UNCLASSIFIED	\$0.00	\$0.00	\$0.00	\$0.00	\$0.00	\$0.00	\$0.00	\$0.00	\$20.00	\$0.00
1310	2852570	COMMODITIES	530440	FURNISHINGS & OFFICE EQUIPMENT	\$700.00	\$0.00	\$347.72	\$0.00	\$347.72	\$352.28	\$604.86	\$604.86	\$226.93	\$692.53
1310	2852570	COMMODITIES	530500	AUDIOVISUAL EQUIPMENT	\$0.00	\$0.00	\$115.98	\$0.00	\$115.98	(\$115.98)	\$1,079.98	\$1,079.98	\$100.00	\$0.00
Subtotal for COMMODITIES					\$1,525.00	\$0.00	\$1,157.87	\$0.00	\$1,157.87	\$367.13	\$2,664.19	\$2,664.19	\$1,593.40	\$1,452.14
1310	2852570	OTHER EXPENSE	560040	CLIENT REFUND	\$0.00	\$0.00	\$44.98	\$0.00	\$44.98	(\$44.98)	\$0.00	\$0.00	\$0.00	\$13.99
Subtotal for OTHER EXPENSE					\$0.00	\$0.00	\$44.98	\$0.00	\$44.98	(\$44.98)	\$0.00	\$0.00	\$0.00	\$13.99
Total for CostCenter					\$85,435.00	\$0.00	\$75,639.80	\$0.00	\$75,639.80	\$9,795.20	\$81,846.28	\$81,846.28	\$80,049.24	\$81,762.28

JOCO Budget Expense Status With PRIOR YEAR

Include GAAP : Y

AS OF PERIOD : ADJ-2014 Group By : CostCenterCostcenter Range : 2852450 - 2852840Fund Range : 1310 - 1310

Fund	Cost Center	Category	Account	Account Desc	Cur Budget Amount	M-T-D Exp	Y-T-D Exp	Encumbrances	Total Obligations	Unobligated Budget	2013 Y-T-D Exp	2013 Exp	2012 Exp	2011 Exp
1310	2852610	FRINGE	500430	HEALTH INSURANCE	\$0.00	\$0.00	\$0.00	\$0.00	\$0.00	\$0.00	\$0.00	\$0.00	\$0.00	\$8,418.00
Subtotal for FRINGE					\$0.00	\$0.00	\$0.00	\$0.00	\$0.00	\$0.00	\$0.00	\$0.00	\$0.00	\$8,418.00
Fund	Cost Center	Category	Account	Account Desc	Cur Budget Amount	M-T-D Exp	Y-T-D Exp	Encumbrances	Total Obligations	Unobligated Budget	2013 Y-T-D Exp	2013 Exp	2012 Exp	2011 Exp
1310	2852610	CONTRACTUAL SERVICES	510010	ELECTRICITY	\$7,318.00	\$0.00	\$8,460.03	\$0.00	\$8,460.03	(\$1,142.03)	\$8,033.18	\$8,033.18	\$7,336.23	\$6,990.88
1310	2852610	CONTRACTUAL SERVICES	510040	WATER	\$350.00	\$0.00	\$091.53	\$0.00	\$091.53	\$258.47	\$482.12	\$482.12	\$520.50	\$463.40
1310	2852610	CONTRACTUAL SERVICES	510060	TRASH HAULING & RELATED SERVICES	\$500.00	\$0.00	\$514.22	\$0.00	\$514.22	(\$14.22)	\$538.14	\$538.14	\$553.45	\$0.00
1310	2852610	CONTRACTUAL SERVICES	510110	TELEPHONE	\$420.00	\$0.00	\$0.00	\$0.00	\$0.00	\$420.00	\$0.00	\$0.00	\$247.49	\$967.38
1310	2852610	CONTRACTUAL SERVICES	510112	CELLULAR PHONE CHARGES	\$300.00	\$0.00	\$0.00	\$0.00	\$0.00	\$300.00	\$116.49	\$116.49	\$325.88	\$311.05
1310	2852610	CONTRACTUAL SERVICES	510112	LONG DISTANCE TELEPHONE	\$180.00	\$0.00	\$0.00	\$0.00	\$0.00	\$180.00	\$0.00	\$0.00	\$0.00	\$86.13
1310	2852610	CONTRACTUAL SERVICES	520045	LANDSCAPE SERVICES	\$0.00	\$0.00	\$0.00	\$0.00	\$0.00	\$0.00	\$0.00	\$0.00	\$5,370.16	\$0.00
1310	2852610	CONTRACTUAL SERVICES	520125	LANDSCAPE LAWN, SNOW SERVICES	\$2,900.00	\$0.00	\$0.00	\$0.00	\$0.00	\$2,900.00	\$0.00	\$0.00	\$0.00	\$2,000.00
1310	2852610	CONTRACTUAL SERVICES	520275	CONTRACTUAL SERVICES - UNCLASSIFIED	\$0.00	\$0.00	\$0.00	\$0.00	\$0.00	\$0.00	\$0.00	\$0.00	\$0.00	\$220.00
1310	2852610	CONTRACTUAL SERVICES	520530	FACILITIES RENTAL	\$6,000.00	\$0.00	\$6,500.00	\$0.00	\$6,500.00	(\$500.00)	\$6,000.00	\$6,000.00	\$6,000.00	\$6,000.00
1310	2852610	CONTRACTUAL SERVICES	520770	MA - EQUIPMENT	\$300.00	\$0.00	\$0.00	\$0.00	\$0.00	\$300.00	\$0.00	\$0.00	\$0.00	\$314.50
Subtotal for CONTRACTUAL					\$18,268.00	\$0.00	\$16,455.78	\$0.00	\$16,455.78	\$1,812.22	\$15,169.93	\$15,169.93	\$20,172.80	\$17,343.43
Fund	Cost Center	Category	Account	Account Desc	Cur Budget Amount	M-T-D Exp	Y-T-D Exp	Encumbrances	Total Obligations	Unobligated Budget	2013 Y-T-D Exp	2013 Exp	2012 Exp	2011 Exp
1310	2852610	COMMODITIES	530015	OFFICE SUPPLIES	\$100.00	\$0.00	\$84.72	\$0.00	\$84.72	\$15.28	\$118.99	\$118.99	\$28.40	\$198.82
1310	2852610	COMMODITIES	530020	PAPER & PRE-PRINTED FORMS	\$100.00	\$0.00	\$0.00	\$0.00	\$0.00	\$100.00	\$0.00	\$0.00	\$38.08	\$26.75
1310	2852610	COMMODITIES	530030	PERSONAL CARE	\$0.00	\$0.00	\$15.66	\$0.00	\$15.66	(\$15.66)	\$0.00	\$0.00	\$0.00	\$0.00
1310	2852610	COMMODITIES	530040	AUDIOVISUAL MATERIALS	\$0.00	\$0.00	\$14.20	\$0.00	\$14.20	(\$14.20)	\$15.75	\$15.75	\$0.00	\$0.00
1310	2852610	COMMODITIES	530110	FOOD	\$0.00	\$0.00	\$0.00	\$0.00	\$0.00	\$0.00	\$0.00	\$0.00	\$0.00	\$40.50
1310	2852610	COMMODITIES	530115	KITCHEN & FOOD SERVICE SUPPLIES	\$10.00	\$0.00	\$2.96	\$0.00	\$2.96	\$7.04	\$0.00	\$0.00	\$0.00	\$8.46
1310	2852610	COMMODITIES	530125	GENERAL MEDICAL SUPPLIES	\$0.00	\$0.00	\$0.00	\$0.00	\$0.00	\$0.00	\$0.00	\$0.00	\$7.96	\$14.42
1310	2852610	COMMODITIES	530270	LAWN CARE SUPPLIES	\$0.00	\$0.00	\$0.00	\$0.00	\$0.00	\$0.00	\$0.00	\$0.00	\$0.00	\$19.38
1310	2852610	COMMODITIES	530290	RECREATIONAL & CRAFT SUPPLIES	\$0.00	\$0.00	\$0.00	\$0.00	\$0.00	\$0.00	\$59.00	\$59.00	\$0.00	\$0.00
1310	2852610	COMMODITIES	530295	COMPUTER SUPPLIES	\$250.00	\$0.00	\$0.00	\$0.00	\$0.00	\$250.00	\$0.00	\$0.00	\$151.48	\$218.00
1310	2852610	COMMODITIES	530440	TURNISHINGS & OFFICE EQUIPMENT	\$500.00	\$0.00	\$340.51	\$0.00	\$340.51	\$159.49	\$44.96	\$44.96	\$843.50	\$75.00
Subtotal for COMMODITIES					\$960.00	\$0.00	\$458.05	\$0.00	\$458.05	\$501.95	\$238.70	\$238.70	\$1,069.28	\$601.38
Total for CostCenter					\$19,228.00	\$0.00	\$16,913.83	\$0.00	\$16,913.83	\$2,314.17	\$15,408.63	\$15,408.63	\$21,242.08	\$26,362.81

JOCO Budget Expense Status With PRIOR YEAR

Include GAAP : Y

AS OF PERIOD : ADJ-2014 Group By : CostCenterCostcenter Range : 2852450 - 2852840Fund Range : 1310 - 1310

Fund	CostCenter	Category	Account	Account Desc	Curr Budget Amount	M-1-D Exp	Y-T-D Exp	Encumbrances	Total Obligations	Unobligated Budget	2013 Y-T-D Exp	2013 Exp	2012 Exp	2011 Exp
1310	2852640	SALARY	500020	FULL-TIME SALARIES & WAGES	\$213,543.00	\$0.00	\$174,848.03	\$0.00	\$174,848.03	\$38,694.97	\$182,777.36	\$182,777.36	\$184,470.64	\$228,759.07
1310	2852640	SALARY	500030	PART-TIME SALARIES & WAGES	\$163,238.00	\$0.00	\$159,227.56	\$0.00	\$159,227.56	\$4,010.44	\$145,004.91	\$145,004.91	\$123,465.07	\$94,808.57
1310	2852640	SALARY	500260	OTHER SPECIAL PAY WAGES	\$0.00	\$0.00	\$127.11	\$0.00	\$127.11	\$0.00	\$74.00	\$74.00	\$107.85	\$0.00
1310	2852640	SALARY	500210	VACATION	\$0.00	\$0.00	\$20,565.50	\$0.00	\$20,565.50	(\$20,565.50)	\$27,595.66	\$27,595.66	\$71,410.53	\$70,377.92
1310	2852640	SALARY	500320	SICK	\$0.00	\$0.00	\$10,029.32	\$0.00	\$10,029.32	(\$10,029.32)	\$4,988.92	\$4,988.92	\$14,551.61	\$8,011.75
1310	2852640	SALARY	500330	HOLIDAY	\$0.00	\$0.00	\$13,308.04	\$0.00	\$13,308.04	(\$13,308.04)	\$12,582.45	\$12,582.45	\$12,304.88	\$11,530.56
1310	2852640	SALARY	500340	FLOATING HOLIDAY	\$0.00	\$0.00	\$1,750.44	\$0.00	\$1,750.44	(\$1,750.44)	\$2,754.03	\$2,754.03	\$2,456.33	\$3,183.17
1310	2852640	SALARY	500350	OTHER NONWORKED WAGES	\$0.00	\$0.00	\$1,269.70	\$0.00	\$1,269.70	(\$1,269.70)	\$2,341.13	\$2,341.13	\$935.84	\$2,652.00
Subtotal for SALARY					\$376,781.00	\$0.00	\$381,123.70	\$0.00	\$381,123.70	(\$4,342.70)	\$373,119.46	\$373,119.46	\$359,902.75	\$369,323.05
1310	2852640	FRINGE	500110	WORKERS COMPENSATION	\$677.00	\$0.00	\$601.39	\$0.00	\$601.39	\$70.61	\$543.82	\$543.82	\$270.48	\$288.90
1310	2852640	FRINGE	500120	LIFE INSURANCE	\$468.00	\$0.00	\$873.45	\$0.00	\$873.45	(\$405.45)	\$852.29	\$852.29	\$826.71	\$447.40
1310	2852640	FRINGE	500130	HEALTH INSURANCE	\$49,360.00	\$0.00	\$46,459.20	\$0.00	\$46,459.20	\$2,900.80	\$54,503.28	\$54,503.28	\$64,900.26	\$49,761.62
1310	2852640	FRINGE	500135	DENTAL INSURANCE	\$0.00	\$0.00	\$2,404.00	\$0.00	\$2,404.00	(\$2,404.00)	\$2,466.00	\$2,466.00	\$1,591.75	\$0.00
1310	2852640	FRINGE	500140	VISION INSURANCE	\$0.00	\$0.00	\$496.80	\$0.00	\$496.80	(\$496.80)	\$534.77	\$534.77	\$592.99	\$746.38
1310	2852640	FRINGE	500150	UNEMPLOYMENT INSURANCE	\$942.00	\$0.00	\$387.47	\$0.00	\$387.47	\$554.53	\$914.86	\$914.86	\$1,083.86	\$855.44
1310	2852640	FRINGE	500160	FICA EMPLOYER MATCH	\$28,823.00	\$0.00	\$28,832.82	\$0.00	\$28,832.82	(\$9.82)	\$28,216.08	\$28,216.08	\$26,959.54	\$27,332.40
1310	2852640	FRINGE	500470	KPERS	\$33,886.00	\$0.00	\$34,564.15	\$0.00	\$34,564.15	(\$678.15)	\$30,076.30	\$30,076.30	\$27,443.03	\$26,768.52
1310	2852640	FRINGE	500485	HEALTH SAVINGS ACCOUNT EMPLOYER PAID	\$0.00	\$0.00	\$300.00	\$0.00	\$300.00	(\$300.00)	\$1,100.00	\$1,100.00	\$1,100.00	\$625.00
1310	2852640	FRINGE	500500	BENEFIT ALLOWANCE	\$0.00	\$0.00	\$482.50	\$0.00	\$482.50	(\$482.50)	\$602.50	\$602.50	\$602.50	\$3,887.50
Subtotal for FRINGE					\$114,151.00	\$0.00	\$115,801.78	\$0.00	\$115,801.78	(\$1,650.78)	\$119,809.79	\$119,809.79	\$125,374.12	\$110,683.31
1310	2852640	CONTRACTUAL SERVICES	510010	ELECTRICITY	\$30,573.00	\$0.00	\$24,291.86	\$0.00	\$24,291.86	\$6,281.14	\$31,026.16	\$31,026.16	\$33,161.73	\$39,134.16
1310	2852640	CONTRACTUAL SERVICES	510020	NATURAL GAS/PROPANE	\$4,095.00	\$0.00	\$4,328.99	\$0.00	\$4,328.99	(\$233.99)	\$2,492.14	\$2,492.14	\$3,392.71	\$2,328.04
1310	2852640	CONTRACTUAL SERVICES	510040	WATER	\$550.00	\$0.00	\$721.31	\$0.00	\$721.31	(\$171.31)	\$665.75	\$665.75	\$514.75	\$572.95
1310	2852640	CONTRACTUAL SERVICES	510050	SEWER	\$4359.00	\$0.00	\$926.86	\$0.00	\$926.86	(\$407.86)	\$759.55	\$759.55	\$687.12	\$713.65
1310	2852640	CONTRACTUAL SERVICES	510060	TRASH HAULING & RELATED SERVICES	\$750.00	\$0.00	\$8,780.61	\$0.00	\$8,780.61	(\$7,980.61)	\$1,854.74	\$1,854.74	\$1,053.76	\$446.20
1310	2852640	CONTRACTUAL SERVICES	510110	TELEPHONE	\$1,320.00	\$0.00	\$0.00	\$0.00	\$0.00	\$1,320.00	\$0.00	\$0.00	\$130.24	\$1,419.24
1310	2852640	CONTRACTUAL SERVICES	510115	LONG DISTANCE TELEPHONE	\$100.00	\$0.00	\$0.00	\$0.00	\$0.00	\$100.00	\$0.00	\$0.00	\$0.00	\$51.23
1310	2852640	CONTRACTUAL SERVICES	510140	POSTAGE VIA US POSTAL	\$0.00	\$0.00	\$0.00	\$0.00	\$0.00	\$0.00	\$25.86	\$25.86	\$30.13	\$0.00
1310	2852640	CONTRACTUAL SERVICES	510210	MEALS & TIPS	\$0.00	\$0.00	\$0.00	\$0.00	\$0.00	\$0.00	\$0.00	\$0.00	\$0.00	\$1,100.00
1310	2852640	CONTRACTUAL SERVICES	510225	MILEAGE REIMBURSEMENT - LOCAL & SAME DAY	\$0.00	\$0.00	\$0.00	\$0.00	\$0.00	\$0.00	\$157.79	\$157.79	\$0.00	\$0.00
1310	2852640	CONTRACTUAL SERVICES	510580	MEMBERSHIPS/DUES	\$0.00	\$0.00	\$0.00	\$0.00	\$0.00	\$0.00	\$0.00	\$0.00	\$0.00	\$25.00
1310	2852640	CONTRACTUAL SERVICES	520005	PEST CONTROL	\$200.00	\$0.00	\$579.81	\$0.00	\$579.81	(\$379.81)	\$430.00	\$430.00	\$194.06	\$135.96
1310	2852640	CONTRACTUAL SERVICES	520045	JANITORIAL SERVICES	\$0.00	\$0.00	\$0.00	\$0.00	\$0.00	\$0.00	\$0.00	\$0.00	\$1,470.82	\$0.00
1310	2852640	CONTRACTUAL SERVICES	520075	PRINTING OR COPYING SERVICES	\$0.00	\$0.00	\$0.00	\$0.00	\$0.00	\$0.00	\$25.34	\$25.34	\$0.00	\$67.41
1310	2852640	CONTRACTUAL SERVICES	520125	LANDSCAPE, LAWN, SNOW SERVICES	\$1,250.00	\$0.00	\$1,975.00	\$0.00	\$1,975.00	(\$725.00)	\$2,250.00	\$2,250.00	\$750.00	\$1,865.00
1310	2852640	CONTRACTUAL SERVICES	520275	CONTRACTUAL SERVICES - UNCLASSIFIED	\$500.00	\$0.00	\$192.95	\$0.00	\$192.95	\$307.05	\$0.00	\$0.00	\$549.95	\$469.90
1310	2852640	CONTRACTUAL SERVICES	520340	EQUIPMENT & FURNISHINGS RENTAL	\$500.00	\$0.00	\$411.95	\$0.00	\$411.95	\$88.05	\$504.95	\$504.95	\$0.00	\$105.00
1310	2852640	CONTRACTUAL SERVICES	520770	MA - EQUIPMENT	\$900.00	\$0.00	\$519.94	\$0.00	\$519.94	\$380.06	\$462.93	\$462.93	\$413.90	\$374.71
Subtotal for CONTRACTUAL					\$41,197.00	\$0.00	\$42,679.30	\$0.00	\$42,679.30	(\$1,482.30)	\$39,853.23	\$39,853.23	\$53,355.09	\$48,808.44
1310	2852640	COMMODITIES	530015	OFFICE SUPPLIES	\$2,085.00	\$0.00	\$395.47	\$0.00	\$395.47	\$1,089.53	\$1,485.21	\$1,485.21	\$2,285.44	\$1,504.53
1310	2852640	COMMODITIES	530020	PAPER & PRE-PRINTED FORMS	\$300.00	\$0.00	\$336.89	\$0.00	\$336.89	(\$36.89)	\$412.74	\$412.74	\$635.45	\$187.48
1310	2852640	COMMODITIES	530025	BOOKS, NEWSPAPERS, PERIODICALS	\$0.00	\$0.00	(\$14.18)	\$0.00	(\$14.18)	\$14.18	\$409.15	\$409.15	\$282.00	\$282.00
1310	2852640	COMMODITIES	530030	PERSONAL CARE	\$100.00	\$0.00	\$278.72	\$0.00	\$278.72	(\$178.72)	\$204.12	\$204.12	\$40.92	\$169.14
1310	2852640	COMMODITIES	530040	AUDIOVISUAL MATERIALS	\$0.00	\$0.00	\$27.35	\$0.00	\$27.35	(\$27.35)	\$25.75	\$25.75	\$27.21	\$73.84
1310	2852640	COMMODITIES	530070	MINOR ART WORKS, POSTERS	\$0.00	\$0.00	\$0.00	\$0.00	\$0.00	\$0.00	\$0.00	\$0.00	\$12.00	\$0.00
1310	2852640	COMMODITIES	530110	FOOD	\$0.00	\$0.00	\$289.82	\$0.00	\$289.82	(\$289.82)	\$339.49	\$339.49	\$109.82	\$135.99
1310	2852640	COMMODITIES	530115	KITCHEN & FOOD SERVICE SUPPLIES	\$50.00	\$0.00	\$169.02	\$0.00	\$169.02	(\$119.02)	\$338.12	\$338.12	\$128.30	\$304.78
1310	2852640	COMMODITIES	530120	DRUGS	\$0.00	\$0.00	\$102.32	\$0.00	\$102.32	(\$102.32)	\$0.00	\$0.00	\$0.00	\$0.00
1310	2852640	COMMODITIES	530125	GENERAL MEDICAL SUPPLIES	\$0.00	\$0.00	\$23.82	\$0.00	\$23.82	(\$23.82)	\$146.02	\$146.02	\$159.96	\$83.96
1310	2852640	COMMODITIES	530170	BUILDING MATERIALS & SUPPLIES	\$0.00	\$0.00	\$0.00	\$0.00	\$0.00	\$0.00	\$0.00	\$0.00	\$0.00	\$4.79
1310	2852640	COMMODITIES	530275	JANITORIAL SUPPLIES	\$0.00	\$0.00	\$138.06	\$0.00	\$138.06	(\$138.06)	\$63.51	\$63.51	\$0.00	\$10.91
1310	2852640	COMMODITIES	530290	RECREATIONAL & CRAFT SUPPLIES	\$0.00	\$0.00	\$55.77	\$0.00	\$55.77	(\$55.77)	\$6.00	\$6.00	\$0.00	\$20.44
1310	2852640	COMMODITIES	530295	COMPUTER SUPPLIES	\$940.00	\$0.00	\$2,000.35	\$0.00	\$2,000.35	(\$1,060.35)	\$1,580.00	\$1,580.00	\$743.09	\$1,801.37
1310	2852640	COMMODITIES	530325	OPERATING SUPPLIES - UNCLASSIFIED	\$0.00	\$0.00	\$0.00	\$0.00	\$0.00	\$0.00	\$11.27	\$11.27	\$0.00	\$10.91
1310	2852640	COMMODITIES	530440	FURNISHINGS & OFFICE EQUIPMENT	\$1,000.00	\$0.00	\$988.86	\$0.00	\$988.86	\$11.14	\$1,052.28	\$1,052.28	\$1,290.61	\$2,279.65
1310	2852640	COMMODITIES	530500	AUDIOVISUAL EQUIPMENT	\$0.00	\$0.00	\$0.00	\$0.00	\$0.00	\$0.00	\$0.00	\$0.00	\$0.00	\$368.89
Subtotal for COMMODITIES					\$4,475.00	\$0.00	\$5,392.27	\$0.00	\$5,392.27	(\$917.27)	\$6,073.66	\$6,073.66	\$5,684.85	\$7,219.08
1310	2852640	OTHER EXPENSE	560040	CLIENT REFUND	\$0.00	\$0.00	\$0.00	\$0.00	\$0.00	\$0.00	\$66.98	\$66.98	\$94.89	\$34.75
1310	2852640	OTHER EXPENSE	560055	BOARD DISPUTED TRANSACTIONS	\$0.00	\$0.00	\$15.33	\$0.00	\$15.33	(\$15.33)	\$0.00	\$0.00	\$0.00	\$0.00
Subtotal for OTHER EXPENSE					\$0.00	\$0.00	\$15.33	\$0.00	\$15.33	(\$15.33)	\$66.98	\$66.98	\$94.89	\$34.75
Total for CostCenter					\$536,604.00	\$0.00	\$545,012.38	\$0.00	\$545,012.38	(\$8,408.38)	\$538,923.12	\$538,923.12	\$544,411.70	\$536,068.63

JOCO Budget Expense Status With PRIOR YEAR

Include GAAP : Y

AS OF PERIOD : ADJ-2014 Group By : CostCenterCostcenter Range : 2852450 - 2852840Fund Range : 1310 - 1310

Fund	CostCenter	Category	Account	Account Desc	Curr Budget Amount	M-T-D Exp	Y-T-D Exp	Encumbrances	Total Obligations	Unobligated Budget	2013 Y-T-D Exp	2013 Exp	2012 Exp	2011 Exp
1310	2852710	SALARY	500020	FULL-TIME SALARIES & WAGES	\$330,799.00	\$0.00	\$233,579.84	\$0.00	\$233,579.84	\$97,219.16	\$246,631.75	\$246,631.75	\$252,396.96	\$248,040.28
1310	2852710	SALARY	500030	PART-TIME SALARIES & WAGES	\$130,504.00	\$0.00	\$117,801.26	\$0.00	\$117,801.26	\$12,702.74	\$107,241.68	\$107,241.68	\$109,241.41	\$104,664.25
1310	2852710	SALARY	500040	OVERTIME WAGES	\$976.00	\$0.00	\$0.00	\$0.00	\$0.00	\$976.00	\$0.00	\$0.00	\$0.00	\$0.00
1310	2852710	SALARY	500060	HOLIDAY WORKED WAGES	\$0.00	\$0.00	\$0.00	\$0.00	\$0.00	\$0.00	\$0.00	\$0.00	\$70.47	\$0.00
1310	2852710	SALARY	500030	CELLULAR PHONE ALLOWANCE	\$0.00	\$0.00	\$174.00	\$0.00	\$174.00	(\$174.00)	\$0.00	\$0.00	\$0.00	\$0.00
1310	2852710	SALARY	500260	OTHER SPECIAL PAY WAGES	\$0.00	\$0.00	\$350.00	\$0.00	\$350.00	(\$350.00)	\$304.00	\$304.00	\$250.00	\$101.97
1310	2852710	SALARY	500270	ELECTION WAGES	\$0.00	\$0.00	\$0.00	\$0.00	\$0.00	\$0.00	\$0.00	\$0.00	\$0.00	\$30.00
1310	2852710	SALARY	500310	VACATION	\$0.00	\$0.00	\$18,378.53	\$0.00	\$18,378.53	(\$18,378.53)	\$22,778.83	\$22,778.83	\$21,516.37	\$20,461.85
1310	2852710	SALARY	500320	SICK	\$0.00	\$0.00	\$25,064.88	\$0.00	\$25,064.88	(\$25,064.88)	\$17,651.87	\$17,651.87	\$11,751.70	\$10,783.07
1310	2852710	SALARY	500030	HOLIDAY	\$0.00	\$0.00	\$14,215.28	\$0.00	\$14,215.28	(\$14,215.28)	\$13,437.30	\$13,437.30	\$13,902.45	\$12,158.56
1310	2852710	SALARY	500340	FLOATING HOLIDAY	\$0.00	\$0.00	\$2,441.92	\$0.00	\$2,441.92	(\$2,441.92)	\$3,543.71	\$3,543.71	\$2,076.95	\$3,709.86
1310	2852710	SALARY	500350	OTHER NONWORKED WAGES	\$0.00	\$0.00	\$1,173.12	\$0.00	\$1,173.12	(\$1,173.12)	\$3,592.46	\$3,592.46	\$415.20	\$2,746.11
Subtotal for SALARY					\$462,279.00	\$0.00	\$413,175.85	\$0.00	\$413,175.85	\$49,103.15	\$415,181.60	\$415,181.60	\$411,628.93	\$402,675.95

Fund	CostCenter	Category	Account	Account Desc	Curr Budget Amount	M-T-D Exp	Y-T-D Exp	Encumbrances	Total Obligations	Unobligated Budget	2013 Y-T-D Exp	2013 Exp	2012 Exp	2011 Exp
1310	2852710	FRINGE	500410	WORKERS COMPENSATION	\$822.00	\$0.00	\$646.82	\$0.00	\$646.82	\$175.18	\$592.34	\$592.34	\$316.54	\$314.21
1310	2852710	FRINGE	500420	LIFE INSURANCE	\$272.00	\$0.00	\$906.56	\$0.00	\$906.56	(\$534.56)	\$927.39	\$927.39	\$925.26	\$467.24
1310	2852710	FRINGE	500430	DENTAL INSURANCE	\$88,848.00	\$0.00	\$84,583.25	\$0.00	\$84,583.25	\$4,264.75	\$82,345.92	\$82,345.92	\$83,719.67	\$66,397.10
1310	2852710	FRINGE	500435	DENTAL INSURANCE	\$0.00	\$0.00	\$3,535.75	\$0.00	\$3,535.75	(\$3,535.75)	\$3,108.00	\$3,108.00	\$1,495.00	\$0.00
1310	2852710	FRINGE	500440	VISION INSURANCE	\$0.00	\$0.00	\$729.00	\$0.00	\$729.00	(\$729.00)	\$807.08	\$807.08	\$941.33	\$916.90
1310	2852710	FRINGE	500450	LONG TERM DISABILITY INSURANCE	\$1,156.00	\$0.00	\$865.29	\$0.00	\$865.29	\$290.71	\$1,020.17	\$1,020.17	\$1,245.11	\$915.26
1310	2852710	FRINGE	500460	FICA EMPLOYER MATCH	\$35,365.00	\$0.00	\$31,671.43	\$0.00	\$31,671.43	\$3,693.57	\$31,572.77	\$31,572.77	\$31,079.46	\$30,341.77
1310	2852710	FRINGE	500470	KPERS	\$39,475.00	\$0.00	\$35,028.60	\$0.00	\$35,028.60	\$4,446.40	\$31,864.05	\$31,864.05	\$29,903.65	\$27,300.80
1310	2852710	FRINGE	500485	HEALTH SAVINGS ACCOUNT EMPLOYER PAID	\$0.00	\$0.00	\$500.00	\$0.00	\$500.00	(\$500.00)	\$0.00	\$0.00	(\$250.00)	\$250.00
1310	2852710	FRINGE	500500	BENEFIT ALLOWANCE	\$0.00	\$0.00	\$677.50	\$0.00	\$677.50	(\$677.50)	\$602.50	\$602.50	\$602.50	\$4,800.00
Subtotal for FRINGE					\$166,238.00	\$0.00	\$159,142.20	\$0.00	\$159,142.20	\$7,095.80	\$152,835.17	\$152,835.17	\$150,078.53	\$131,734.28

Fund	CostCenter	Category	Account	Account Desc	Curr Budget Amount	M-T-D Exp	Y-T-D Exp	Encumbrances	Total Obligations	Unobligated Budget	2013 Y-T-D Exp	2013 Exp	2012 Exp	2011 Exp
1310	2852710	CONTRACTUAL SERVICES	510010	ELECTRICITY	\$5,600.00	\$0.00	\$37,023.53	\$0.00	\$37,023.53	(\$31,423.53)	\$9,690.64	\$9,690.64	\$7,647.58	\$7,491.65
1310	2852710	CONTRACTUAL SERVICES	510020	NATURAL GAS PROPANE	\$1,500.00	\$0.00	\$1,082.69	\$0.00	\$1,082.69	\$417.31	\$1,263.51	\$1,263.51	\$1,250.79	\$1,467.42
1310	2852710	CONTRACTUAL SERVICES	510040	WATER	\$5,000.00	\$0.00	\$9,217.51	\$0.00	\$9,217.51	\$6,745.10	\$6,745.10	\$8,615.91	\$6,598.29	
1310	2852710	CONTRACTUAL SERVICES	510050	SEWER	\$7,300.00	\$0.00	\$10,069.81	\$0.00	\$10,069.81	(\$7,769.81)	\$4,378.99	\$4,378.99	\$4,680.84	\$3,342.20
1310	2852710	CONTRACTUAL SERVICES	510060	TRASH HAULING & RELATED SERVICES	\$800.00	\$0.00	\$1,978.97	\$0.00	\$1,978.97	(\$1,178.97)	\$1,411.25	\$1,411.25	\$1,395.00	\$1,748.07
1310	2852710	CONTRACTUAL SERVICES	510215	MEALS & TIPS - LOCAL & SAME DAY TRAVEL	\$0.00	\$0.00	\$16.50	\$0.00	\$16.50	\$0.00	\$0.00	\$0.00	\$0.00	\$0.00
1310	2852710	CONTRACTUAL SERVICES	510225	MILEAGE REIMBURSEMENT - LOCAL & SAME DAY	\$0.00	\$0.00	\$0.00	\$0.00	\$0.00	\$0.00	\$4.48	\$4.48	\$0.00	\$0.00
1310	2852710	CONTRACTUAL SERVICES	520005	PEST CONTROL	\$200.00	\$0.00	\$634.66	\$0.00	\$634.66	(\$434.66)	\$464.00	\$464.00	\$356.08	\$183.06
1310	2852710	CONTRACTUAL SERVICES	520045	JANITORIAL SERVICES	\$3,200.00	\$0.00	\$0.00	\$0.00	\$3,200.00	\$3,200.00	\$3,200.04	\$3,200.04	\$3,200.04	\$3,200.04
1310	2852710	CONTRACTUAL SERVICES	520700	MA - EQUIPMENT	\$1,500.00	\$0.00	\$7,396.09	\$0.00	\$7,396.09	(\$896.09)	\$7,234.33	\$7,234.33	\$2,443.90	\$1,875.02
1310	2852710	CONTRACTUAL SERVICES	530030	PROPERTY TAXES	\$800.00	\$0.00	\$800.00	\$0.00	\$800.00	\$0.00	\$0.00	\$0.00	\$0.00	\$814.20
Subtotal for CONTRACTUAL					\$20,900.00	\$0.00	\$62,419.76	\$0.00	\$62,419.76	(\$41,519.76)	\$29,492.34	\$29,492.34	\$29,590.18	\$26,230.85

Fund	CostCenter	Category	Account	Account Desc	Curr Budget Amount	M-T-D Exp	Y-T-D Exp	Encumbrances	Total Obligations	Unobligated Budget	2013 Y-T-D Exp	2013 Exp	2012 Exp	2011 Exp
1310	2852710	COMMODITIES	530015	OFFICE SUPPLIES	\$1,600.00	\$0.00	\$1,921.29	\$0.00	\$1,921.29	(\$321.29)	\$1,538.91	\$1,538.91	\$2,156.27	\$1,347.92
1310	2852710	COMMODITIES	530020	PAPER & PRE-PRINTED FORMS	\$700.00	\$0.00	\$505.53	\$0.00	\$505.53	\$194.47	\$406.70	\$406.70	\$459.87	\$543.21
1310	2852710	COMMODITIES	530025	BOOKS, NEWSPAPERS, PERIODICALS	\$0.00	\$0.00	\$0.00	\$0.00	\$0.00	\$0.00	\$0.00	\$0.00	\$59.76	\$0.00
1310	2852710	COMMODITIES	530030	PERSONAL CARE	\$25.00	\$0.00	\$98.71	\$0.00	\$98.71	(\$73.71)	\$132.00	\$132.00	\$32.72	\$56.58
1310	2852710	COMMODITIES	530040	AUDIOVISUAL MATERIALS	\$0.00	\$0.00	\$70.70	\$0.00	\$70.70	(\$70.70)	\$52.00	\$52.00	\$20.60	\$34.63
1310	2852710	COMMODITIES	530070	MINOR ART WORKS, POSTERS	\$0.00	\$0.00	\$0.00	\$0.00	\$0.00	\$0.00	\$0.00	\$0.00	\$49.96	\$0.00
1310	2852710	COMMODITIES	530110	FOOD	\$0.00	\$0.00	\$110.84	\$0.00	\$110.84	(\$110.84)	\$8.96	\$8.96	\$51.32	\$0.00
1310	2852710	COMMODITIES	530115	KITCHEN & FOOD SERVICE SUPPLIES	\$30.00	\$0.00	\$12.34	\$0.00	\$12.34	(\$12.34)	\$40.52	\$40.52	\$34.61	\$49.25
1310	2852710	COMMODITIES	530125	GENERAL MEDICAL SUPPLIES	\$0.00	\$0.00	\$0.00	\$0.00	\$0.00	\$0.00	\$19.47	\$19.47	\$0.00	\$0.00
1310	2852710	COMMODITIES	530170	BUILDING MATERIALS & SUPPLIES	\$0.00	\$0.00	\$34.88	\$0.00	\$34.88	(\$34.88)	\$0.00	\$0.00	\$0.00	\$0.00
1310	2852710	COMMODITIES	530270	LAWN CARE SUPPLIES	\$0.00	\$0.00	\$23.88	\$0.00	\$23.88	(\$23.88)	\$0.00	\$0.00	\$0.00	\$0.00
1310	2852710	COMMODITIES	530275	JANITORIAL SUPPLIES	\$0.00	\$0.00	\$38.85	\$0.00	\$38.85	(\$38.85)	\$0.00	\$0.00	\$0.00	\$0.00
1310	2852710	COMMODITIES	530295	COMPUTER SUPPLIES	\$1,745.00	\$0.00	\$7,638.00	\$0.00	\$7,638.00	(\$893.00)	\$1,741.00	\$1,741.00	\$3,487.72	\$3,690.74
1310	2852710	COMMODITIES	530325	OPERATING SUPPLIES - UNCLASSIFIED	\$0.00	\$0.00	\$127.44	\$0.00	\$127.44	(\$127.44)	\$34.34	\$34.34	\$36.12	\$95.27
1310	2852710	COMMODITIES	530400	FURNISHINGS & OFFICE EQUIPMENT	\$1,000.00	\$0.00	\$0.00	\$0.00	\$0.00	\$1,000.00	\$506.90	\$506.90	\$1,021.14	\$753.85
1310	2852710	COMMODITIES	530500	AUDIOVISUAL EQUIPMENT	\$0.00	\$0.00	\$0.00	\$0.00	\$0.00	\$0.00	\$0.00	\$0.00	\$79.30	\$60.00
1310	2852710	COMMODITIES	530505	COMMUNICATION EQUIPMENT	\$0.00	\$0.00	\$0.00	\$0.00	\$0.00	\$0.00	\$0.00	\$0.00	\$0.00	\$15.81
Subtotal for COMMODITIES					\$5,100.00	\$0.00	\$5,612.46	\$0.00	\$5,612.46	(\$512.46)	\$4,480.80	\$4,480.80	\$7,489.41	\$6,667.45

Fund	CostCenter	Category	Account	Account Desc	Curr Budget Amount	M-T-D Exp	Y-T-D Exp	Encumbrances	Total Obligations	Unobligated Budget	2013 Y-T-D Exp	2013 Exp	2012 Exp	2011 Exp
1310	2852710	OTHER EXPENSE	560040	CLIENT REFUND	\$0.00	\$0.00	\$721.14	\$0.00	\$721.14	\$0.00	\$139.88	\$139.88	\$395.69	\$227.21
1310	2852710	OTHER EXPENSE	560055	PCARD DISPUTED TRANSACTIONS	\$0.00	\$0.00	\$0.00	\$0.00	\$0.00	\$0.00	\$26.23	\$26.23	\$0.00	\$0.00
Subtotal for OTHER EXPENSE					\$0.00	\$0.00	\$721.14	\$0.00	\$721.14	(\$721.14)	\$166.11	\$166.11	\$395.69	\$227.21

Total for CostCenter

\$654,517.00 \$0.00 \$641,071.41 \$0.00 \$641,071.41 \$13,445.59 \$602,156.02 \$602,156.02 \$599,182.74 \$567,535.74

JOCO Budget Expense Status With PRIOR YEAR

Include GAAP : Y

AS OF PERIOD : ADJ-2014 Group By : CostCenterCostcenter Range : 2852450 - 2852840Fund Range : 1310 - 1310

Fund	CostCenter	Category	Account	Account Desc	Curr Budget Amount	M-1-D Exp	Y-1-D Exp	Encumbrances	Total Obligations	Unobligated Budget	2013 Y-1-D Exp	2013 Exp	2012 Exp	2011 Exp
1310	2852740	SALARY	500020	FULL-TIME SALARIES & WAGES	\$322,453.00	\$0.00	\$257,616.29	\$0.00	\$257,616.29	\$64,836.71	\$266,736.71	\$266,736.71	\$205,283.87	\$244,229.93
1310	2852740	SALARY	500030	PART-TIME SALARIES & WAGES	\$177,402.00	\$0.00	\$141,523.46	\$0.00	\$141,523.46	\$35,878.54	\$148,158.35	\$148,158.35	\$140,390.25	\$156,281.16
1310	2852740	SALARY	500040	OVERTIME WAGES	\$1,987.00	\$0.00	\$0.00	\$0.00	\$1,987.00	\$0.00	\$0.00	\$0.00	\$0.00	\$0.00
1310	2852740	SALARY	500060	HOLIDAY WORKED WAGES	\$0.00	\$0.00	\$0.00	\$0.00	\$0.00	\$63.33	\$63.33	\$0.00	\$0.00	\$0.00
1310	2852740	SALARY	500030	CELLULAR PHONE ALLOWANCE	\$0.00	\$0.00	\$189.00	\$0.00	\$189.00	(\$189.00)	\$363.00	\$363.00	\$168.00	\$0.00
1310	2852740	OTHER	500260	OTHER SPECIAL PAY WAGES	\$0.00	\$0.00	\$0.00	\$0.00	\$0.00	\$0.00	\$350.00	\$350.00	\$405.39	\$0.00
1310	2852740	SALARY	500310	VACATION	\$0.00	\$0.00	\$16,984.34	\$0.00	\$16,984.34	(\$16,984.34)	\$17,060.23	\$17,060.23	\$15,863.40	\$19,686.36
1310	2852740	SALARY	500320	SICK	\$0.00	\$0.00	\$12,399.66	\$0.00	\$12,399.66	(\$12,399.66)	\$17,847.80	\$17,847.80	\$8,552.53	\$16,306.75
1310	2852740	SALARY	500330	HOLIDAY	\$0.00	\$0.00	\$15,186.09	\$0.00	\$15,186.09	(\$15,186.09)	\$14,744.10	\$14,744.10	\$12,248.32	\$12,286.66
1310	2852740	SALARY	500340	FLOATING HOLIDAY	\$0.00	\$0.00	\$1,734.70	\$0.00	\$1,734.70	(\$1,734.70)	\$3,065.42	\$3,065.42	\$2,294.05	\$3,554.13
1310	2852740	SALARY	500350	OTHER NONWORKED WAGES	\$0.00	\$0.00	\$2,221.52	\$0.00	\$2,221.52	(\$2,221.52)	\$3,659.13	\$3,659.13	\$92.60	\$1,164.88
1310	2852740	SALARY	500360	VOLUNTARY RETIREMENT INCENTIVE (VRIP)	\$0.00	\$0.00	\$0.00	\$0.00	\$0.00	\$0.00	\$0.00	\$0.00	\$0.00	\$20,991.87
1310	2852740	SALARY	500370	VOLUNTARY HEALTH WAIVER (VRIIP)	\$0.00	\$0.00	\$0.00	\$0.00	\$0.00	\$0.00	\$0.00	\$0.00	\$0.00	\$12,000.00
Subtotal for SALARY					\$501,842.00	\$0.00	\$447,848.06	\$0.00	\$447,848.06	\$53,993.94	\$472,048.07	\$472,048.07	\$385,398.41	\$486,502.09

Fund	CostCenter	Category	Account	Account Desc	Curr Budget Amount	M-1-D Exp	Y-1-D Exp	Encumbrances	Total Obligations	Unobligated Budget	2013 Y-1-D Exp	2013 Exp	2012 Exp	2011 Exp
1310	2852740	FRINGE	500405	EMPLOYER PAID BENEFITS - BUDGET ONLY	(\$45,233.00)	\$0.00	\$0.00	\$0.00	\$0.00	(\$45,233.00)	\$0.00	\$0.00	\$0.00	\$0.00
1310	2852740	FRINGE	500410	WORKERS COMPENSATION	\$891.00	\$0.00	\$717.30	\$0.00	\$717.30	\$173.70	\$687.52	\$687.52	\$301.12	\$354.50
1310	2852740	FRINGE	500420	LIFE INSURANCE	\$626.00	\$0.00	\$974.24	\$0.00	\$974.24	(\$348.24)	\$1,016.78	\$1,016.78	\$779.65	\$492.53
1310	2852740	FRINGE	500430	HEALTH INSURANCE	\$78,976.00	\$0.00	\$73,613.20	\$0.00	\$73,613.20	\$5,362.80	\$61,279.76	\$61,279.76	\$73,520.88	\$66,441.66
1310	2852740	FRINGE	500435	DENTAL INSURANCE	\$0.00	\$0.00	\$4,488.80	\$0.00	\$4,488.80	(\$4,488.80)	\$4,794.50	\$4,794.50	\$2,365.74	\$0.00
1310	2852740	FRINGE	500440	VISION INSURANCE	\$0.00	\$0.00	\$874.80	\$0.00	\$874.80	(\$874.80)	\$1,013.74	\$1,013.74	\$785.27	\$903.00
1310	2852740	FRINGE	500450	UNEMPLOYMENT INSURANCE	\$1,255.00	\$0.00	\$925.87	\$0.00	\$925.87	\$329.13	\$1,148.58	\$1,148.58	\$1,259.71	\$1,024.00
1310	2852740	FRINGE	500460	FICA EMPLOYER MATCH	\$38,392.00	\$0.00	\$33,890.88	\$0.00	\$33,890.88	\$4,501.12	\$35,405.97	\$35,405.97	\$31,293.76	\$33,956.07
1310	2852740	FRINGE	500470	KEPPERS	\$42,542.00	\$0.00	\$38,594.06	\$0.00	\$38,594.06	\$3,947.94	\$36,103.99	\$36,103.99	\$26,735.08	\$30,479.73
1310	2852740	FRINGE	500485	HEALTH SAVINGS ACCOUNT EMPLOYER PAID	\$0.00	\$0.00	\$300.00	\$0.00	\$300.00	(\$300.00)	\$700.00	\$700.00	\$0.00	\$0.00
1310	2852740	FRINGE	500500	BENEFIT ALLOWANCE	\$0.00	\$0.00	\$0.00	\$0.00	\$0.00	\$0.00	\$0.00	\$0.00	\$0.00	\$3,975.00
Subtotal for FRINGE					\$116,949.00	\$0.00	\$154,378.35	\$0.00	\$154,378.35	(\$37,429.35)	\$142,150.84	\$142,150.84	\$137,041.32	\$137,625.77

Fund	CostCenter	Category	Account	Account Desc	Curr Budget Amount	M-1-D Exp	Y-1-D Exp	Encumbrances	Total Obligations	Unobligated Budget	2013 Y-1-D Exp	2013 Exp	2012 Exp	2011 Exp
1310	2852740	CONTRACTUAL SERVICES	510010	ELECTRICITY	\$30,000.00	\$0.00	\$34,624.11	\$0.00	\$34,624.11	(\$4,624.11)	\$51,927.17	\$51,927.17	\$26,196.24	\$32,307.31
1310	2852740	CONTRACTUAL SERVICES	510040	WATER	\$800.00	\$0.00	\$849.43	\$0.00	\$849.43	(\$49.43)	\$824.64	\$824.64	\$787.02	\$794.30
1310	2852740	CONTRACTUAL SERVICES	510050	SEWER	\$750.00	\$0.00	\$699.99	\$0.00	\$699.99	(\$50.01)	\$474.12	\$474.12	\$278.43	\$273.92
1310	2852740	CONTRACTUAL SERVICES	510060	TRASH HAULING & RELATED SERVICES	\$800.00	\$0.00	\$1,069.65	\$0.00	\$1,069.65	(\$269.65)	\$1,052.76	\$1,052.76	\$1,052.76	\$919.43
1310	2852740	CONTRACTUAL SERVICES	520055	PEST CONTROL	\$200.00	\$0.00	\$44.00	\$0.00	\$44.00	\$156.00	\$0.00	\$0.00	\$243.54	\$169.93
1310	2852740	CONTRACTUAL SERVICES	520045	JANITORIAL SERVICES	\$3,200.00	\$0.00	\$0.00	\$0.00	\$0.00	\$3,200.00	\$2,933.37	\$2,933.37	\$3,200.04	\$3,200.04
1310	2852740	CONTRACTUAL SERVICES	520065	COURIER OR DELIVERY SERVICES	\$950.00	\$0.00	\$1,371.55	\$0.00	\$1,371.55	(\$421.55)	\$1,278.85	\$1,278.85	\$1,181.39	\$1,068.76
1310	2852740	CONTRACTUAL SERVICES	520075	PRINTING OR COPYING SERVICES	\$0.00	\$0.00	\$569.45	\$0.00	\$569.45	(\$569.45)	\$0.00	\$0.00	\$0.00	\$0.00
1310	2852740	CONTRACTUAL SERVICES	520095	AUDIOVISUAL SERVICES	\$0.00	\$0.00	\$0.00	\$0.00	\$0.00	\$0.00	\$19.99	\$19.99	\$0.00	\$0.00
1310	2852740	CONTRACTUAL SERVICES	520125	LANDSCAPE, LAWN, SNOW SERVICES	\$10,122.00	\$0.00	\$5,738.00	\$0.00	\$5,738.00	\$4,384.00	\$7,853.00	\$7,853.00	\$2,103.00	\$11,260.00
1310	2852740	CONTRACTUAL SERVICES	520275	CONTRACTUAL SERVICES - UNCLASSIFIED	\$500.00	\$0.00	\$0.00	\$0.00	\$0.00	\$500.00	\$84.95	\$84.95	\$141.00	\$0.00
1310	2852740	CONTRACTUAL SERVICES	520540	EQUIPMENT & FURNISHINGS RENTAL	\$400.00	\$0.00	\$399.95	\$0.00	\$399.95	\$0.05	\$420.00	\$420.00	\$584.90	\$604.95
1310	2852740	CONTRACTUAL SERVICES	520770	M/A - EQUIPMENT	\$750.00	\$0.00	\$934.72	\$0.00	\$934.72	(\$184.72)	\$877.01	\$877.01	\$814.97	\$739.67
1310	2852740	CONTRACTUAL SERVICES	520830	PROPERTY TAXES	\$800.00	\$0.00	\$660.66	\$0.00	\$660.66	\$139.34	\$658.66	\$658.66	\$700.00	\$855.60
1310	2852740	CONTRACTUAL SERVICES	520875	KANSAS SALES TAX EXPENSE (P-CARD)	\$0.00	\$0.00	\$0.00	\$0.00	\$0.00	\$0.00	\$0.00	\$0.00	\$0.00	\$2.00
Subtotal for CONTRACTUAL					\$48,772.00	\$0.00	\$46,952.51	\$0.00	\$46,952.51	\$1,819.49	\$68,402.52	\$68,402.52	\$37,294.22	\$52,195.93

Fund	CostCenter	Category	Account	Account Desc	Curr Budget Amount	M-1-D Exp	Y-1-D Exp	Encumbrances	Total Obligations	Unobligated Budget	2013 Y-1-D Exp	2013 Exp	2012 Exp	2011 Exp
1310	2852740	COMMODITIES	530015	OFFICE SUPPLIES	\$936.00	\$0.00	\$1,170.74	\$0.00	\$1,170.74	(\$234.74)	\$1,768.67	\$1,768.67	\$1,306.33	\$1,476.53
1310	2852740	COMMODITIES	530020	PAPER & PRE-PRINTED FORMS	\$862.00	\$0.00	\$376.25	\$0.00	\$376.25	\$485.75	\$551.66	\$551.66	\$422.67	\$140.36
1310	2852740	COMMODITIES	530075	BOOKS, NEWSPAPERS, PERIODICALS	\$0.00	\$0.00	\$0.00	\$0.00	\$0.00	\$0.00	\$230.77	\$230.77	\$239.66	\$0.00
1310	2852740	COMMODITIES	530030	PERSONAL CARE	\$100.00	\$0.00	\$96.19	\$0.00	\$96.19	\$3.81	\$86.32	\$86.32	\$101.35	\$157.22
1310	2852740	COMMODITIES	530040	AUDIOVISUAL MATERIALS	\$0.00	\$0.00	\$45.70	\$0.00	\$45.70	(\$45.70)	\$86.97	\$86.97	\$41.14	\$12.92
1310	2852740	COMMODITIES	530050	BOOKS ADULT LIB	\$0.00	\$0.00	\$0.00	\$0.00	\$0.00	\$0.00	\$0.00	\$0.00	\$132.00	\$0.00
1310	2852740	COMMODITIES	530110	FOOD	\$0.00	\$0.00	\$99.36	\$0.00	\$99.36	(\$99.36)	\$59.27	\$59.27	\$129.62	\$5.76
1310	2852740	COMMODITIES	530135	KITCHEN & FOOD SERVICE SUPPLIES	\$0.00	\$0.00	\$148.17	\$0.00	\$148.17	(\$148.17)	\$6.56	\$6.56	\$81.19	\$44.75
1310	2852740	COMMODITIES	530125	GENERAL MEDICAL SUPPLIES	\$0.00	\$0.00	\$0.00	\$0.00	\$0.00	\$0.00	\$0.00	\$0.00	\$9.80	\$0.00
1310	2852740	COMMODITIES	530275	JANITORIAL SUPPLIES	\$0.00	\$0.00	\$40.20	\$0.00	\$40.20	(\$40.20)	\$37.89	\$37.89	\$0.00	\$0.00
1310	2852740	COMMODITIES	530290	RECREATIONAL & CRAFT SUPPLIES	\$0.00	\$0.00	\$6.49	\$0.00	\$6.49	(\$6.49)	\$17.60	\$17.60	\$110.98	\$0.00
1310	2852740	COMMODITIES	530295	COMPUTER SUPPLIES	\$1,598.00	\$0.00	\$1,771.00	\$0.00	\$1,771.00	(\$173.00)	\$4,223.96	\$4,223.96	\$2,007.88	\$1,895.38
1310	2852740	COMMODITIES	530310	SAFETY SUPPLIES	\$0.00	\$0.00	\$6.87	\$0.00	\$6.87	\$0.00	\$0.00	\$0.00	\$0.00	\$0.00
1310	2852740	COMMODITIES	530440	FURNISHINGS & OFFICE EQUIPMENT	\$1,000.00	\$0.00	\$316.86	\$0.00	\$316.86	\$683.14	\$93.96	\$93.96	\$158.24	\$746.03
1310	2852740	COMMODITIES	530445	APPJANCES	\$0.00	\$0.00	\$176.35	\$0.00	\$176.35	(\$176.35)	\$0.00	\$0.00	\$0.00	\$0.00
1310	2852740	COMMODITIES	530500	AUDIOVISUAL EQUIPMENT	\$0.00	\$0.00	\$101.98	\$0.00	\$101.98	(\$101.98)	\$241.97	\$241.97	\$29.88	\$21.50
Subtotal for COMMODITIES					\$4,496.00	\$0.00	\$4,356.16	\$0.00	\$4,356.16	\$139.84	\$7,405.60	\$7,405.60	\$4,860.76	\$4,500.70

Fund	CostCenter	Category	Account	Account Desc	Curr Budget Amount	M-1-D Exp	Y-1-D Exp	Encumbrances	Total Obligations	Unobligated Budget	2013 Y-1-D Exp	2013 Exp	2012 Exp	2011 Exp
1310	2852740	OTHER EXPENSE	560040	CLIENT REFUND	\$0.00	\$0.00	\$263.90	\$0.00	\$263.90	(\$263.90)	\$167.97	\$167.97	\$225.80	\$0.00
Subtotal for OTHER EXPENSE					\$0.00	\$0.00	\$263.90	\$0.00	\$263.90	(\$263.90)	\$167.97	\$167.97	\$225.80	\$0.00

Total for CostCenter

\$672,059.00 \$0.00 \$653,798.98 \$0.00 \$653,798.98 \$18,260.02 \$690,175.00 \$690,175.00 \$564,820.51 \$680,824.49

JOCO Budget Expense Status With PRIOR YEAR

Include GAAP : Y

AS OF PERIOD : ADJ-2014 Group By : CostCenterCostcenter Range : 2852450 - 2852840Fund Range : 1310 - 1310

Fund	CostCenter	Category	Account	Account Desc	Curr Budget Amount	M-1-D Exp	Y-T-D Exp	Encumbrances	Total Obligations	Unobligated Budget	2013 Y-T-D Exp	2013 Exp	2012 Exp	2011 Exp
1310	285270	SALARY	500020	FULL-TIME SALARIES & WAGES	\$199,137.00	\$0.00	\$170,286.35	\$0.00	\$170,286.35	\$28,850.65	\$173,174.73	\$173,174.73	\$122,505.58	\$153,085.87
1310	285270	SALARY	500030	PART-TIME SALARIES & WAGES	\$195,046.00	\$0.00	\$155,350.34	\$0.00	\$155,350.34	\$40,595.66	\$164,260.99	\$164,260.99	\$178,479.42	\$169,068.47
1310	285270	SALARY	500040	OVERTIME WAGES	\$0.00	\$0.00	\$0.00	\$0.00	\$0.00	\$0.00	\$0.00	\$0.00	\$0.00	\$1,315.07
1310	285270	SALARY	500060	HOLIDAY WORKED WAGES	\$0.00	\$0.00	\$0.00	\$0.00	\$0.00	\$0.00	\$0.00	\$0.00	\$98.84	\$76.34
1310	285270	SALARY	500260	OTHER SPECIAL PAY WAGES	\$0.00	\$0.00	\$350.00	\$0.00	\$350.00	(\$350.00)	\$625.61	\$625.61	\$48.59	\$81.91
1310	285270	SALARY	500310	VACATION	\$0.00	\$0.00	\$16,625.00	\$0.00	\$16,625.00	(\$16,625.00)	\$12,324.60	\$12,324.60	\$16,573.10	\$20,467.93
1310	285270	SALARY	500320	SICK	\$0.00	\$0.00	\$10,742.92	\$0.00	\$10,742.92	(\$10,742.92)	\$6,259.99	\$6,259.99	\$7,596.70	\$7,868.96
1310	285270	SALARY	500330	HOLIDAY	\$0.00	\$0.00	\$11,574.22	\$0.00	\$11,574.22	(\$11,574.22)	\$11,526.89	\$11,526.89	\$9,927.23	\$9,453.45
1310	285270	SALARY	500340	FLIGHTING HOLIDAY	\$0.00	\$0.00	\$2,129.94	\$0.00	\$2,129.94	(\$2,129.94)	\$3,117.00	\$3,117.00	\$665.48	\$2,189.67
1310	285270	SALARY	500350	OTHER NONWORKED WAGES	\$0.00	\$0.00	\$1,138.73	\$0.00	\$1,138.73	(\$1,138.73)	\$2,988.59	\$2,988.59	\$923.15	\$2,038.29
1310	285270	SALARY	500360	VOLUNTARY RETIREMENT INCENTIVE (VRIP)	\$0.00	\$0.00	\$0.00	\$0.00	\$0.00	\$0.00	\$0.00	\$0.00	\$0.00	\$14,765.68
1310	285270	SALARY	500365	VRIP HEALTH CARE BENEFIT	\$0.00	\$0.00	\$0.00	\$0.00	\$0.00	\$0.00	\$0.00	\$0.00	\$25,233.00	\$0.00
Subtotal for SALARY					\$395,083.00	\$0.00	\$368,197.50	\$0.00	\$368,197.50	\$26,885.50	\$374,108.10	\$374,108.10	\$362,095.12	\$380,411.53

Fund	CostCenter	Category	Account	Account Desc	Curr Budget Amount	M-1-D Exp	Y-T-D Exp	Encumbrances	Total Obligations	Unobligated Budget	2013 Y-T-D Exp	2013 Exp	2012 Exp	2011 Exp
1310	285270	FRINGE	500410	WORKERS COMPENSATION	\$704.00	\$0.00	\$586.83	\$0.00	\$586.83	\$117.18	\$569.69	\$569.69	\$363.00	\$285.26
1310	285270	FRINGE	500420	LIFE INSURANCE	\$489.00	\$0.00	\$285.46	\$0.00	\$285.46	(\$285.46)	\$799.62	\$799.62	\$717.96	\$409.35
1310	285270	FRINGE	500430	HEALTH INSURANCE	\$49,360.00	\$0.00	\$46,261.60	\$0.00	\$46,261.60	\$3,098.40	\$35,452.25	\$35,452.25	\$37,577.57	\$33,304.38
1310	285270	FRINGE	500435	DENTAL INSURANCE	\$0.00	\$0.00	\$2,580.00	\$0.00	\$2,580.00	(\$2,580.00)	\$2,365.75	\$2,365.75	\$624.78	\$0.00
1310	285270	FRINGE	500440	VISION INSURANCE	\$0.00	\$0.00	\$518.40	\$0.00	\$518.40	(\$518.40)	\$518.00	\$518.00	\$123.68	\$167.62
1310	285270	FRINGE	500450	LONG TERM DISABILITY INSURANCE	\$988.00	\$0.00	\$764.22	\$0.00	\$764.22	(\$223.63)	\$918.20	\$918.20	\$1,028.31	\$873.00
1310	285270	FRINGE	500460	FLCA EMPLOYER MATCH	\$30,225.00	\$0.00	\$27,925.46	\$0.00	\$27,925.46	\$2,299.54	\$28,310.33	\$28,310.33	\$28,834.46	\$28,949.46
1310	285270	FRINGE	500470	KPERS	\$34,491.00	\$0.00	\$32,126.61	\$0.00	\$32,126.61	\$2,364.39	\$29,205.98	\$29,205.98	\$24,720.68	\$25,717.96
1310	285270	FRINGE	500485	HEALTH SAVINGS ACCOUNT EMPLOYER PAID	\$0.00	\$0.00	\$0.00	\$0.00	\$0.00	\$0.00	\$250.00	\$250.00	\$0.00	\$0.00
1310	285270	FRINGE	500500	BENEFIT ALLOWANCE	\$0.00	\$0.00	\$482.50	\$0.00	\$482.50	(\$482.50)	\$602.50	\$602.50	\$1,190.00	\$2,375.00
1310	285270	FRINGE	500550	COMP TIME PAYOFF	\$0.00	\$0.00	\$0.00	\$0.00	\$0.00	\$0.00	\$0.00	\$0.00	\$0.00	\$3.00
Subtotal for FRINGE					\$116,255.00	\$0.00	\$112,029.22	\$0.00	\$112,029.22	\$4,225.78	\$98,983.32	\$98,983.32	\$92,100.50	\$92,285.83

Fund	CostCenter	Category	Account	Account Desc	Curr Budget Amount	M-1-D Exp	Y-T-D Exp	Encumbrances	Total Obligations	Unobligated Budget	2013 Y-T-D Exp	2013 Exp	2012 Exp	2011 Exp
1310	285270	CONTRACTUAL SERVICES	510010	ELECTRICITY	\$26,984.00	\$0.00	\$43,895.45	\$0.00	\$43,895.45	(\$16,911.45)	\$34,420.97	\$34,420.97	\$30,712.76	\$35,371.93
1310	285270	CONTRACTUAL SERVICES	510040	WATER	\$1,042.00	\$0.00	\$1,165.54	\$0.00	\$1,165.54	(\$123.54)	\$1,344.13	\$1,344.13	\$1,094.52	\$1,068.43
1310	285270	CONTRACTUAL SERVICES	510050	SEWER	\$360.00	\$0.00	\$834.74	\$0.00	\$834.74	(\$474.74)	\$736.61	\$736.61	\$362.76	\$319.99
1310	285270	CONTRACTUAL SERVICES	510060	TRASH HAULING & RELATED SERVICES	\$800.00	\$0.00	\$1,060.65	\$0.00	\$1,060.65	(\$260.65)	\$1,052.76	\$1,052.76	\$1,113.76	\$914.00
1310	285270	CONTRACTUAL SERVICES	510112	CELLULAR PHONE CHARGES	\$0.00	\$0.00	\$0.00	\$0.00	\$0.00	\$0.00	\$818.26	\$818.26	\$394.13	\$0.00
1310	285270	CONTRACTUAL SERVICES	510210	MEALS & TIPS	\$0.00	\$0.00	\$0.00	\$0.00	\$0.00	\$0.00	\$61.00	\$61.00	\$89.00	\$100.00
1310	285270	CONTRACTUAL SERVICES	510212	MEALS & TIPS -NON-TRAVEL	\$0.00	\$0.00	\$27.99	\$0.00	\$27.99	(\$27.99)	\$0.00	\$0.00	\$0.00	\$0.00
1310	285270	CONTRACTUAL SERVICES	510225	MILEAGE REIMBURSEMENT -LOCAL & SAME DAY	\$0.00	\$0.00	\$0.00	\$0.00	\$0.00	\$0.00	\$75.16	\$75.16	\$0.00	\$0.00
1310	285270	CONTRACTUAL SERVICES	510580	MEMBERSHIPS/DUES	\$0.00	\$0.00	\$0.00	\$0.00	\$0.00	\$0.00	\$0.00	\$0.00	\$0.00	\$20.00
1310	285270	CONTRACTUAL SERVICES	520085	PEST CONTROL	\$310.00	\$0.00	\$310.00	\$0.00	\$310.00	(\$310.00)	\$43.00	\$43.00	\$183.00	\$183.00
1310	285270	CONTRACTUAL SERVICES	520095	JANITORIAL SERVICES	\$0.00	\$0.00	\$0.00	\$0.00	\$0.00	\$0.00	\$14,986.68	\$14,986.68	\$5,323.32	\$0.00
1310	285270	CONTRACTUAL SERVICES	520065	COURIER OR DELIVERY SERVICES	\$940.00	\$0.00	\$1,383.21	\$0.00	\$1,383.21	(\$443.21)	\$1,276.05	\$1,276.05	\$1,181.39	\$1,068.70
1310	285270	CONTRACTUAL SERVICES	520125	LANDSCAPE I,AWN, SNOW SERVICES	\$4,667.00	\$0.00	\$3,109.10	\$0.00	\$3,109.10	\$1,557.90	\$3,426.50	\$3,426.50	\$2,095.50	\$5,324.00
1310	285270	CONTRACTUAL SERVICES	520275	CONTRACTUAL SERVICES -UNCLASSIFIED	\$650.00	\$0.00	\$0.00	\$0.00	\$0.00	\$650.00	\$150.00	\$150.00	\$79.99	\$211.53
1310	285270	CONTRACTUAL SERVICES	520340	EQUIPMENT & FURNISHINGS RENTAL	\$350.00	\$0.00	\$609.95	\$0.00	\$609.95	(\$259.95)	\$504.95	\$504.95	\$619.95	\$409.95
1310	285270	CONTRACTUAL SERVICES	520770	MA - EQUIPMENT	\$400.00	\$0.00	\$789.28	\$0.00	\$789.28	(\$389.28)	\$669.64	\$669.64	\$396.80	\$358.79
1310	285270	CONTRACTUAL SERVICES	520830	PROPERTY TAXES	\$200.00	\$0.00	\$0.00	\$0.00	\$0.00	\$200.00	\$360.00	\$360.00	\$360.00	\$608.40
Subtotal for CONTRACTUAL					\$36,603.00	\$0.00	\$53,409.51	\$0.00	\$53,409.51	(\$16,806.51)	\$60,324.81	\$60,324.81	\$44,011.74	\$46,048.84

Fund	CostCenter	Category	Account	Account Desc	Curr Budget Amount	M-1-D Exp	Y-T-D Exp	Encumbrances	Total Obligations	Unobligated Budget	2013 Y-T-D Exp	2013 Exp	2012 Exp	2011 Exp
1310	285270	COMMODITIES	530015	OFFICE SUPPLIES	\$1,500.00	\$0.00	\$763.83	\$0.00	\$763.83	\$736.17	\$657.04	\$657.04	\$1,183.85	\$832.47
1310	285270	COMMODITIES	530020	PAPER & PRE-PRINTED FORMS	\$800.00	\$0.00	\$295.94	\$0.00	\$295.94	\$504.06	\$335.77	\$335.77	\$283.32	\$328.25
1310	285270	COMMODITIES	530025	BOOKS, NEWSPAPERS, PERIODICALS	\$0.00	\$0.00	\$456.61	\$0.00	\$456.61	(\$456.61)	\$50.70	\$50.70	\$307.00	\$0.00
1310	285270	COMMODITIES	530030	PERSONAL CARE	\$0.00	\$0.00	\$56.18	\$0.00	\$56.18	(\$56.18)	\$174.74	\$174.74	\$40.92	\$96.81
1310	285270	COMMODITIES	530040	AUDIOVISUAL MATERIALS	\$0.00	\$0.00	\$28.35	\$0.00	\$28.35	(\$28.35)	\$52.00	\$52.00	\$20.60	\$12.92
1310	285270	COMMODITIES	530070	MINOR ART WORKS, POSTERS	\$0.00	\$0.00	\$0.00	\$0.00	\$0.00	\$0.00	\$81.78	\$81.78	\$0.00	\$90.50
1310	285270	COMMODITIES	530110	FOOD	\$0.00	\$0.00	\$106.82	\$0.00	\$106.82	(\$106.82)	\$126.78	\$126.78	\$227.71	\$263.28
1310	285270	COMMODITIES	530115	KITCHEN & FOOD SERVICE SUPPLIES	\$0.00	\$0.00	\$115.37	\$0.00	\$115.37	(\$115.37)	\$339.10	\$339.10	\$43.11	\$12.34
1310	285270	COMMODITIES	530120	DRUGS	\$0.00	\$0.00	\$0.00	\$0.00	\$0.00	\$0.00	\$0.00	\$0.00	\$0.00	\$98.00
1310	285270	COMMODITIES	530125	GENERAL MEDICAL SUPPLIES	\$0.00	\$0.00	\$48.40	\$0.00	\$48.40	(\$48.40)	\$21.80	\$21.80	\$98.25	\$44.66
1310	285270	COMMODITIES	530275	JANITORIAL SUPPLIES	\$0.00	\$0.00	\$28.10	\$0.00	\$28.10	(\$28.10)	\$0.00	\$0.00	\$0.00	\$0.00
1310	285270	COMMODITIES	530290	RECREATIONAL & CRAFT SUPPLIES	\$0.00	\$0.00	\$0.00	\$0.00	\$0.00	\$0.00	\$83.73	\$83.73	\$0.00	\$0.00
1310	285270	COMMODITIES	530295	COMPUTER SUPPLIES	\$1,450.00	\$0.00	\$2,715.00	\$0.00	\$2,715.00	(\$1,265.00)	\$1,347.00	\$1,347.00	\$1,118.50	\$2,374.37
1310	285270	COMMODITIES	530325	OPERATING SUPPLIES -UNCLASSIFIED	\$0.00	\$0.00	\$11.12	\$0.00	\$11.12	(\$11.12)	\$39.85	\$39.85	\$0.00	\$0.00
1310	285270	COMMODITIES	530440	FURNISHINGS & OFFICE EQUIPMENT	\$1,000.00	\$0.00	\$598.17	\$0.00	\$598.17	\$401.83	\$845.76	\$845.76	\$2,038.75	\$4,362.73
1310	285270	COMMODITIES	530445	APPLIANCES	\$0.00	\$0.00	\$0.00	\$0.00	\$0.00	\$0.00	\$99.99	\$99.99	\$0.00	\$0.00
1310	285270	COMMODITIES	530500	AUDIOVISUAL EQUIPMENT	\$0.00	\$0.00	\$0.00	\$0.00	\$0.00	\$0.00	\$109.00	\$109.00	\$0.00	\$220.03
Subtotal for COMMODITIES					\$4,450.00	\$0.00	\$5,223.89	\$0.00	\$5,223.89	(\$773.89)	\$4,365.04	\$4,365.04	\$5,362.01	\$4,811.18

Fund	CostCenter	Category	Account	Account Desc	Curr Budget Amount	M-1-D Exp	Y-T-D Exp	Encumbrances	Total Obligations	Unobligated Budget	2013 Y-T-D Exp	2013 Exp	2012 Exp	2011 Exp
1310	285270	OTHER EXPENSE	560040	CLIENT REFUND	\$0.00	\$0.00	\$0.00	\$0.00	\$0.00	\$0.00	\$111.93	\$111.93	\$387.25	\$108.24
Subtotal for OTHER EXPENSE					\$0.00	\$0.00	\$0.00	\$0.00	\$0.00	\$0.00	\$111.93	\$111.93	\$387.25	\$108.24
Total for CostCenter					\$552,391.00	\$0.00	\$538,860.1							

JOCO Budget Expense Status With PRIOR YEAR

Include GAAP : Y

AS OF PERIOD : ADJ-2014 Group By : CostCenterCostcenter Range : 2852450 - 2852840Fund Range : 1310 - 1310

Fund	CostCenter	Category	Account	Account Desc	Curr Budget Amount	M-T-D Exp	Y-T-D Exp	Encumbrances	Total Obligations	Unobligated Budget	2013 Y-T-D Exp	2013 Exp	2012 Exp	2011 Exp
1310	2852810	SALARY	500030	PART-TIME SALARIES & WAGES	\$0.00	\$0.00	\$0.00	\$0.00	\$0.00	\$0.00	\$0.00	\$0.00	\$10,874.73	\$34,481.59
1310	2852810	SALARY	500060	HOLIDAY WORKED WAGES	\$0.00	\$0.00	\$0.00	\$0.00	\$0.00	\$0.00	\$0.00	\$0.00	\$58.44	\$0.00
1310	2852810	SALARY	500110	VACATION	\$0.00	\$0.00	\$0.00	\$0.00	\$0.00	\$0.00	\$0.00	\$0.00	\$69.76	\$1,299.47
1310	2852810	SALARY	500120	SICK	\$0.00	\$0.00	\$0.00	\$0.00	\$0.00	\$0.00	\$0.00	\$0.00	\$0.00	\$2,899.56
1310	2852810	SALARY	500330	HOLIDAY	\$0.00	\$0.00	\$0.00	\$0.00	\$0.00	\$0.00	\$0.00	\$0.00	\$285.29	\$917.52

Subtotal for SALARY

\$0.00 \$0.00 \$0.00 \$0.00 \$0.00 \$0.00 \$0.00 \$0.00 \$11,288.22 \$39,597.94

Fund	CostCenter	Category	Account	Account Desc	Curr Budget Amount	M-T-D Exp	Y-T-D Exp	Encumbrances	Total Obligations	Unobligated Budget	2013 Y-T-D Exp	2013 Exp	2012 Exp	2011 Exp
1310	2852810	FRINGE	500410	WORKERS COMPENSATION	\$0.00	\$0.00	\$0.00	\$0.00	\$0.00	\$0.00	\$0.00	\$0.00	\$9.25	\$29.86
1310	2852810	FRINGE	500420	LIFE INSURANCE	\$0.00	\$0.00	\$0.00	\$0.00	\$0.00	\$0.00	\$0.00	\$0.00	\$27.55	\$41.35
1310	2852810	FRINGE	500450	UNEMPLOYMENT INSURANCE	\$0.00	\$0.00	\$0.00	\$0.00	\$0.00	\$0.00	\$0.00	\$0.00	\$24.80	\$54.79
1310	2852810	FRINGE	500460	FICA EMPLOYER MATCH	\$0.00	\$0.00	\$0.00	\$0.00	\$0.00	\$0.00	\$0.00	\$0.00	\$859.24	\$3,029.27
1310	2852810	FRINGE	500470	KPERS	\$0.00	\$0.00	\$0.00	\$0.00	\$0.00	\$0.00	\$0.00	\$0.00	\$785.57	\$2,334.53

Subtotal for FRINGE

\$0.00 \$0.00 \$0.00 \$0.00 \$0.00 \$0.00 \$0.00 \$0.00 \$1,711.51 \$5,526.85

Fund	CostCenter	Category	Account	Account Desc	Curr Budget Amount	M-T-D Exp	Y-T-D Exp	Encumbrances	Total Obligations	Unobligated Budget	2013 Y-T-D Exp	2013 Exp	2012 Exp	2011 Exp
1310	2852810	CONTRACTUAL SERVICES	510010	ELECTRICITY	\$7,445.00	\$0.00	\$4,405.86	\$0.00	\$4,405.86	(\$1,969.86)	\$3,436.00	\$3,436.00	\$3,459.92	\$7,846.66
1310	2852810	CONTRACTUAL SERVICES	510020	NATURAL GAS/PROPANE	\$2,000.00	\$0.00	\$1,928.69	\$0.00	\$1,928.69	\$71.31	\$1,440.92	\$1,440.92	\$1,099.28	\$1,617.17
1310	2852810	CONTRACTUAL SERVICES	510040	WATER	\$150.00	\$0.00	\$133.00	\$0.00	\$133.00	\$17.00	\$144.40	\$144.40	\$224.45	\$207.50
1310	2852810	CONTRACTUAL SERVICES	510050	SEWER	\$350.00	\$0.00	\$437.37	\$0.00	\$437.37	(\$87.37)	\$462.56	\$462.56	\$557.03	\$540.31
1310	2852810	CONTRACTUAL SERVICES	510060	TRASH HAULING & RELATED SERVICES	\$700.00	\$0.00	\$701.28	\$0.00	\$701.28	(\$1.28)	\$701.28	\$701.28	\$584.40	\$642.84
1310	2852810	CONTRACTUAL SERVICES	510110	TELEPHONE	\$420.00	\$0.00	\$0.00	\$0.00	\$0.00	\$420.00	\$0.00	\$0.00	\$0.00	\$441.69
1310	2852810	CONTRACTUAL SERVICES	510111	CELLULAR PHONE CHARGES	\$300.00	\$0.00	\$812.46	\$0.00	\$812.46	(\$512.46)	\$283.93	\$283.93	\$325.87	\$311.04
1310	2852810	CONTRACTUAL SERVICES	510115	LONG DISTANCE TELEPHONE	\$0.00	\$0.00	\$0.00	\$0.00	\$0.00	\$0.00	\$0.00	\$0.00	\$0.00	\$0.00
1310	2852810	CONTRACTUAL SERVICES	510210	MEALS & TIPS	\$0.00	\$0.00	\$0.00	\$0.00	\$0.00	\$0.00	\$0.00	\$0.00	\$0.00	\$60.00
1310	2852810	CONTRACTUAL SERVICES	520005	PEST CONTROL	\$300.00	\$0.00	\$591.38	\$0.00	\$591.38	(\$291.38)	\$204.70	\$204.70	\$235.48	\$238.82
1310	2852810	CONTRACTUAL SERVICES	520045	JANITORIAL SERVICES	\$0.00	\$0.00	\$0.00	\$0.00	\$0.00	\$0.00	\$0.00	\$0.00	\$5,370.16	\$0.00
1310	2852810	CONTRACTUAL SERVICES	520124	LANDSCAPE LAWN, SNOW SERVICES	\$3,200.00	\$0.00	\$3,812.57	\$0.00	\$3,812.57	(\$612.57)	\$3,045.40	\$3,045.40	\$1,895.40	\$2,620.10
1310	2852810	CONTRACTUAL SERVICES	520275	CONTRACTUAL SERVICES - UNCLASSIFIED	\$276.00	\$0.00	\$0.00	\$0.00	\$0.00	\$276.00	\$0.00	\$0.00	\$85.00	\$0.00
1310	2852810	CONTRACTUAL SERVICES	520540	EQUIPMENT & FURNISHINGS RENTAL	\$0.00	\$0.00	\$764.95	\$0.00	\$764.95	(\$764.95)	\$910.95	\$910.95	\$0.00	\$0.00
1310	2852810	CONTRACTUAL SERVICES	520770	MA - EQUIPMENT	\$300.00	\$0.00	\$436.27	\$0.00	\$436.27	(\$136.27)	\$384.85	\$384.85	\$337.99	\$303.48

Subtotal for CONTRACTUAL

\$10,541.00 \$0.00 \$13,623.83 \$0.00 \$13,623.83 (\$3,082.83) \$11,061.64 \$11,061.64 \$14,174.98 \$9,881.88

Fund	CostCenter	Category	Account	Account Desc	Curr Budget Amount	M-T-D Exp	Y-T-D Exp	Encumbrances	Total Obligations	Unobligated Budget	2013 Y-T-D Exp	2013 Exp	2012 Exp	2011 Exp
1310	2852810	COMMODITIES	530015	OFFICE SUPPLIES	\$166.00	\$0.00	\$319.73	\$0.00	\$319.73	(\$153.73)	\$471.47	\$471.47	\$476.46	\$200.09
1310	2852810	COMMODITIES	530020	PAPER & PRE-PRINTED FORMS	\$50.00	\$0.00	\$43.50	\$0.00	\$43.50	\$6.50	\$93.72	\$93.72	\$30.53	\$32.26
1310	2852810	COMMODITIES	530030	PERSONAL CARE	\$0.00	\$0.00	\$11.73	\$0.00	\$11.73	(\$11.73)	\$0.00	\$0.00	\$0.00	\$5.97
1310	2852810	COMMODITIES	530040	AUDIOVISUAL MATERIALS	\$0.00	\$0.00	\$10.20	\$0.00	\$10.20	(\$10.20)	\$68.55	\$68.55	\$0.00	\$0.00
1310	2852810	COMMODITIES	530065	LIBRARY SUPPLIES - UNCLASSIFIED	\$0.00	\$0.00	\$69.45	\$0.00	\$69.45	(\$69.45)	\$0.00	\$0.00	\$30.60	\$0.00
1310	2852810	COMMODITIES	530070	MINOR ART WORKS, POSTERS	\$0.00	\$0.00	\$0.00	\$0.00	\$0.00	\$0.00	\$0.00	\$0.00	\$8.96	\$0.00
1310	2852810	COMMODITIES	530110	FOOD	\$0.00	\$0.00	\$75.56	\$0.00	\$75.56	(\$75.56)	\$0.00	\$0.00	\$0.00	\$88.96
1310	2852810	COMMODITIES	530115	KITCHEN & FOOD SERVICE SUPPLIES	\$0.00	\$0.00	(\$74.44)	\$0.00	(\$74.44)	\$74.44	\$49.00	\$49.00	\$123.48	\$42.98
1310	2852810	COMMODITIES	530120	DRUGS	\$0.00	\$0.00	\$27.34	\$0.00	\$27.34	(\$27.34)	\$0.00	\$0.00	\$0.00	\$0.00
1310	2852810	COMMODITIES	530125	GENERAL MEDICAL SUPPLIES	\$0.00	\$0.00	\$0.00	\$0.00	\$0.00	\$0.00	\$0.00	\$0.00	\$34.10	\$11.19
1310	2852810	COMMODITIES	530170	BUILDING MATERIALS & SUPPLIES	\$0.00	\$0.00	\$16.84	\$0.00	\$16.84	(\$16.84)	\$0.00	\$0.00	\$0.00	\$0.00
1310	2852810	COMMODITIES	530290	RECREATIONAL & CRAFT SUPPLIES	\$0.00	\$0.00	\$0.00	\$0.00	\$0.00	\$0.00	\$103.53	\$103.53	\$106.92	\$0.00
1310	2852810	COMMODITIES	530295	COMPUTER SUPPLIES	\$400.00	\$0.00	\$513.00	\$0.00	\$513.00	(\$113.00)	\$79.00	\$79.00	\$0.00	\$776.00
1310	2852810	COMMODITIES	530325	OPERATING SUPPLIES - UNCLASSIFIED	\$0.00	\$0.00	\$0.00	\$0.00	\$0.00	\$0.00	\$0.00	\$0.00	\$0.00	\$11.99
1310	2852810	COMMODITIES	530440	FURNISHINGS & OFFICE EQUIPMENT	\$400.00	\$0.00	\$268.92	\$0.00	\$268.92	\$131.08	\$368.81	\$368.81	\$620.64	\$82.93

Subtotal for COMMODITIES

\$1,016.00 \$0.00 \$1,281.83 \$0.00 \$1,281.83 (\$265.83) \$1,234.08 \$1,234.08 \$1,431.74 \$1,252.92

Fund	CostCenter	Category	Account	Account Desc	Curr Budget Amount	M-T-D Exp	Y-T-D Exp	Encumbrances	Total Obligations	Unobligated Budget	2013 Y-T-D Exp	2013 Exp	2012 Exp	2011 Exp
1310	2852810	OTHER EXPENSE	560040	CLIENT REFUND	\$0.00	\$0.00	\$104.28	\$0.00	\$104.28	(\$104.28)	\$145.84	\$145.84	\$30.00	\$0.00

Subtotal for OTHER EXPENSE

\$0.00 \$0.00 \$104.28 \$0.00 \$104.28 (\$104.28) \$145.84 \$145.84 \$30.00 \$0.00

Total for CostCenter

\$11,557.00 \$0.00 \$15,009.94 \$0.00 \$15,009.94 (\$3,452.94) \$12,441.56 \$12,441.56 \$28,636.45 \$56,259.59

Total for FUND 1310

\$6,150,746.00 \$0.00 \$6,142,536.06 \$0.00 \$6,142,536.06 \$8,209.94 \$6,040,080.46 \$6,040,080.46 \$5,681,315.99 \$5,928,354.95

	CostCenter	Account Desc	2013 Exp	2012 Exp	2011 Exp
ANT	2852450	FULL-TIME SALARIES & WAGES	\$277,614.62	\$220,634.29	\$273,804.69
ANT	2852450	PART-TIME SALARIES & WAGES	\$144,259.86	\$156,665.34	\$131,317.90
ANT	2852450	CELLULAR PHONE ALLOWANCE	\$363.00	\$363.00	\$435.00
ANT	2852450	OTHER SPECIAL PAY WAGES	\$617.93	\$150.00	\$230.67
ANT	2852450	VACATION	\$20,314.37	\$18,130.44	\$19,563.74
ANT	2852450	SICK	\$6,923.94	\$5,296.19	\$15,752.32
ANT	2852450	HOLIDAY	\$15,013.26	\$13,886.60	\$13,081.43
ANT	2852450	FLOATING HOLIDAY	\$3,486.64	\$1,870.37	\$3,858.96
ANT	2852450	OTHER NONWORKED WAGES	\$3,197.18	\$556.95	\$4,819.40
ANT	2852450	VOLUNTARY RETIREMENT INCENTIVE	\$0.00	\$0.00	\$14,246.70
ANT	2852450	VOLUNTARY HEALTH WAIVER (VRIP)	\$0.00	\$0.00	\$6,000.00
ANT	2852450	WORKERS COMPENSATION	\$1,416.97	\$714.75	\$689.84
ANT	2852450	LIFE INSURANCE	\$1,026.87	\$904.43	\$527.01
ANT	2852450	HEALTH INSURANCE	\$73,347.63	\$73,916.24	\$66,291.27
ANT	2852450	DENTAL INSURANCE	\$2,260.50	\$1,820.00	\$0.00
ANT	2852450	VISION INSURANCE	\$1,063.87	\$935.76	\$1,052.73
ANT	2852450	UNEMPLOYMENT INSURANCE	\$1,151.70	\$1,257.08	\$1,086.28
ANT	2852450	FICA EMPLOYER MATCH	\$35,514.78	\$31,283.20	\$36,023.54
ANT	2852450	KPERS	\$36,294.31	\$29,897.26	\$31,487.72
ANT	2852450	HEALTH SAVINGS ACCOUNT EMPLOYER	\$700.00	\$0.00	\$0.00
ANT	2852450	BENEFIT ALLOWANCE	\$0.00	\$0.00	\$4,600.00
ANT	2852450	COMP TIME PAYOFF	\$0.00	\$23.10	\$57.77
ANT	2852450	ELECTRICITY	\$55,848.69	\$55,549.85	\$62,030.98
ANT	2852450	NATURAL GAS/PROPANE	\$11,281.50	\$6,804.45	\$6,835.37
ANT	2852450	WATER	\$1,560.56	\$1,218.59	\$1,186.91
ANT	2852450	SEWER	\$1,174.42	\$782.27	\$671.06
ANT	2852450	TRASH HAULING & RELATED SERVICES	\$3,340.68	\$3,340.68	\$2,912.90
ANT	2852450	TELEPHONE	\$0.00	\$0.00	\$4,353.64
ANT	2852450	LONG DISTANCE TELEPHONE	\$0.00	\$0.00	\$208.00
ANT	2852450	COMMUNICATIONS	\$0.00	\$0.00	\$444.17
ANT	2852450	POSTAGE VIA US POSTAL	\$0.00	\$3.40	\$0.00
ANT	2852450	MEALS & TIPS	\$0.00	\$0.00	\$0.00
ANT	2852450	MILEAGE REIMBURSEMENT - LOCAL &	\$59.09	\$0.00	\$0.00
ANT	2852450	MEMBERSHIPS/DUES	\$750.00	\$0.00	\$0.00
ANT	2852450	PEST CONTROL	\$538.20	\$212.01	\$232.15
ANT	2852450	JANITORIAL SERVICES	\$3,466.59	\$3,199.92	\$3,199.92
ANT	2852450	COURIER OR DELIVERY SERVICES	\$1,278.85	\$1,181.39	\$1,068.76
ANT	2852450	PRINTING OR COPYING SERVICES	\$20.00	\$0.00	\$0.00
ANT	2852450	LANDSCAPE, LAWN, SNOW SERVICES	\$6,699.51	\$2,989.51	\$21,598.73
ANT	2852450	CONTRACTUAL SERVICES -	\$171.50	\$126.00	\$235.00
ANT	2852450	EQUIPMENT & FURNISHINGS RENTAL	\$210.00	\$210.00	\$0.00
ANT	2852450	MA - EQUIPMENT	\$5,009.27	\$816.88	\$536.13
ANT	2852450	PROPERTY TAXES	\$0.00	\$0.00	\$427.80
ANT	2852450	OFFICE SUPPLIES	\$2,042.93	\$1,689.31	\$1,570.18
ANT	2852450	PAPER & PRE-PRINTED FORMS	\$581.44	\$681.81	\$553.45
ANT	2852450	PERSONAL CARE	\$256.90	\$80.80	\$234.88
ANT	2852450	AUDIOVISUAL MATERIALS	\$88.24	\$157.83	\$18.92
ANT	2852450	LIBRARY SUPPLIES - UNCLASSIFIED	\$0.00	\$0.00	\$0.00
ANT	2852450	MINOR ART WORKS, POSTERS	\$0.00	\$19.99	\$0.00
ANT	2852450	FOOD	\$533.53	\$230.53	\$525.25
ANT	2852450	KITCHEN & FOOD SERVICE SUPPLIES	\$133.92	\$9.98	\$17.41
ANT	2852450	GENERAL MEDICAL SUPPLIES	\$48.25	\$60.88	\$65.25
ANT	2852450	BUILDING MATERIALS & SUPPLIES	\$104.04	\$0.00	\$67.13
ANT	2852450	LAWN CARE SUPPLIES	\$0.00	\$0.00	\$0.00
ANT	2852450	JANITORIAL SUPPLIES	\$133.92	\$0.00	\$0.00
ANT	2852450	RECREATIONAL & CRAFT SUPPLIES	\$138.59	\$0.00	\$0.00
ANT	2852450	COMPUTER SUPPLIES	\$4,182.00	\$2,930.00	\$1,735.92
ANT	2852450	SAFETY SUPPLIES	\$0.00	\$0.00	\$0.00
ANT	2852450	OPERATING SUPPLIES - UNCLASSIFIED	\$64.98	\$0.00	\$0.00
ANT	2852450	FURNISHINGS & OFFICE EQUIPMENT	\$677.35	\$1,313.25	\$469.44
ANT	2852450	APPLIANCES	\$0.00	\$0.00	\$110.00
ANT	2852450	AUDIOVISUAL EQUIPMENT	\$128.60	\$0.00	\$239.26
ANT	2852450	COMMUNICATION EQUIPMENT	\$0.00	\$42.99	\$0.00
ANT	2852450	CLIENT REFUND	\$313.06	\$194.77	\$0.00

	CostCenter	Account Desc	2013 Exp	2012 Exp	2011 Exp
BV	2852480	FULL-TIME SALARIES & WAGES	\$368,391.49	\$341,820.73	\$327,899.40
BV	2852480	PART-TIME SALARIES & WAGES	\$211,149.14	\$171,822.89	\$177,875.92
BV	2852480	OVERTIME WAGES	\$0.00	\$4.59	\$1,314.02
BV	2852480	HOLIDAY WORKED WAGES	\$0.00	\$72.40	\$0.00
BV	2852480	CELLULAR PHONE ALLOWANCE	\$51.00	\$0.00	\$0.00
BV	2852480	OTHER SPECIAL PAY WAGES	\$633.28	\$298.97	\$208.08
BV	2852480	VACATION	\$27,165.20	\$24,107.00	\$25,183.74
BV	2852480	SICK	\$13,802.09	\$10,794.21	\$8,995.79
BV	2852480	HOLIDAY	\$20,460.79	\$18,079.75	\$15,839.52
BV	2852480	FLOATING HOLIDAY	\$4,371.46	\$2,342.01	\$4,048.32
BV	2852480	OTHER NONWORKED WAGES	\$4,453.51	\$4.78	\$1,129.83
BV	2852480	VOLUNTARY RETIREMENT INCENTIVE	\$0.00	\$0.00	\$18,643.19
BV	2852480	VRIP HEALTH CARE BENEFIT	\$0.00	\$39,800.00	\$0.00
BV	2852480	EMPLOYER PAID BENEFITS - BUDGET	\$0.00	\$0.00	\$0.00
BV	2852480	WORKERS COMPENSATION	\$961.04	\$449.49	\$448.95
BV	2852480	LIFE INSURANCE	\$1,393.12	\$1,252.95	\$620.84
BV	2852480	HEALTH INSURANCE	\$108,428.73	\$101,059.02	\$91,445.01
BV	2852480	DENTAL INSURANCE	\$5,264.75	\$3,173.00	\$0.00
BV	2852480	VISION INSURANCE	\$1,314.52	\$1,191.98	\$1,152.99
BV	2852480	UNEMPLOYMENT INSURANCE	\$1,589.11	\$1,716.18	\$1,324.63
BV	2852480	FICA EMPLOYER MATCH	\$48,930.98	\$42,629.15	\$43,846.91
BV	2852480	KPERS	\$48,738.83	\$40,580.57	\$37,922.18
BV	2852480	HEALTH SAVINGS ACCOUNT EMPLOYER	\$0.00	\$0.00	\$0.00
BV	2852480	BENEFIT ALLOWANCE	\$1,205.00	\$1,205.00	\$6,212.50
BV	2852480	ELECTRICITY	\$58,338.15	\$53,928.97	\$55,268.00
BV	2852480	NATURAL GAS/PROPANE	\$7,780.99	\$7,628.14	\$12,463.25
BV	2852480	WATER	\$1,685.97	\$2,134.83	\$2,050.57
BV	2852480	SEWER	\$2,207.62	\$1,167.23	\$1,046.36
BV	2852480	TRASH HAULING & RELATED SERVICES	\$1,604.77	\$1,319.28	\$1,186.80
BV	2852480	TELEPHONE	\$0.00	\$0.00	\$397.23
BV	2852480	LONG DISTANCE TELEPHONE	\$0.00	\$0.00	\$7.30
BV	2852480	POSTAGE VIA US POSTAL	\$0.00	\$0.00	\$0.00
BV	2852480	MEALS & TIPS	\$50.39	\$0.00	\$0.00
BV	2852480	MILEAGE REIMBURSEMENT - LOCAL &	\$437.40	\$0.00	\$0.00
BV	2852480	NON-CPE CONTINUING PROFESSIONAL	\$0.00	\$0.00	\$0.00
BV	2852480	PEST CONTROL	\$1,038.70	\$253.86	\$291.02
BV	2852480	JANITORIAL SERVICES	\$3,325.04	\$3,200.04	\$3,200.04
BV	2852480	PRINTING OR COPYING SERVICES	\$124.20	\$0.00	\$0.00
BV	2852480	LANDSCAPE, LAWN, SNOW SERVICES	\$7,335.00	\$3,595.00	\$19,722.50
BV	2852480	CONTRACTUAL SERVICES -	\$0.00	\$492.95	\$62.50
BV	2852480	EQUIPMENT & FURNISHINGS RENTAL	\$929.95	\$667.44	\$660.00
BV	2852480	MA - EQUIPMENT	\$1,069.80	\$1,132.70	\$727.14
BV	2852480	PROPERTY TAXES	\$528.00	\$528.00	\$1,852.80
BV	2852480	KANSAS SALES TAX EXPENSE (P-CARD)	(\$0.23)	\$19.91	\$0.00
BV	2852480	OFFICE SUPPLIES	\$1,389.64	\$3,956.13	\$2,070.02
BV	2852480	PAPER & PRE-PRINTED FORMS	\$557.03	\$495.06	\$346.48
BV	2852480	PERSONAL CARE	\$65.14	\$80.41	\$85.32
BV	2852480	AUDIOVISUAL MATERIALS	\$71.88	\$19.80	\$0.00
BV	2852480	FOOD	\$173.53	\$143.13	\$150.78
BV	2852480	KITCHEN & FOOD SERVICE SUPPLIES	\$38.14	\$237.13	\$92.73
BV	2852480	GENERAL MEDICAL SUPPLIES	\$51.47	\$47.16	\$18.84
BV	2852480	BUILDING MATERIALS & SUPPLIES	\$0.00	\$8.39	\$3.99
BV	2852480	JANITORIAL SUPPLIES	\$22.07	\$0.00	\$0.00
BV	2852480	RECREATIONAL & CRAFT SUPPLIES	\$127.16	\$14.97	\$5.88
BV	2852480	COMPUTER SUPPLIES	\$2,274.98	\$2,053.72	\$1,919.96
BV	2852480	SAFETY SUPPLIES	\$0.00	\$0.00	\$0.00
BV	2852480	OPERATING SUPPLIES - UNCLASSIFIED	\$24.62	\$25.92	\$47.68
BV	2852480	FURNISHINGS & OFFICE EQUIPMENT	\$898.77	\$1,399.41	\$992.90
BV	2852480	APPLIANCES	\$0.00	\$0.00	\$1,163.91
BV	2852480	AUDIOVISUAL EQUIPMENT	\$0.00	\$0.00	\$326.35
BV	2852480	JANITORIAL EQUIPMENT	\$0.00	\$99.99	\$0.00
BV	2852480	CLIENT REFUND	\$683.41	\$456.49	\$313.96
BV	2852480	PCARD DISPUTED TRANSACTIONS	\$0.00	\$0.00	\$0.00

	CostCenter	Account Desc	2013 Exp	2012 Exp	2011 Exp
CR	2852510	FULL-TIME SALARIES & WAGES	\$135,773.36	\$71,709.47	\$148,808.52
CR	2852510	PART-TIME SALARIES & WAGES	\$126,432.80	\$131,130.70	\$122,355.86
CR	2852510	CELLULAR PHONE ALLOWANCE	\$363.00	\$363.00	\$360.00
CR	2852510	OTHER SPECIAL PAY WAGES	\$554.57	\$50.00	\$45.30
CR	2852510	ELECTION WAGES	\$0.00	\$15.00	\$0.00
CR	2852510	VACATION	\$10,486.74	\$9,499.01	\$13,554.82
CR	2852510	SICK	\$3,917.70	\$4,043.17	\$6,384.61
CR	2852510	HOLIDAY	\$9,414.90	\$7,188.80	\$8,473.08
CR	2852510	FLOATING HOLIDAY	\$2,482.42	\$1,149.64	\$1,966.66
CR	2852510	OTHER NONWORKED WAGES	\$1,963.79	\$861.89	\$1,479.40
CR	2852510	VOLUNTARY RETIREMENT INCENTIVE	\$0.00	\$0.00	\$28,149.50
CR	2852510	VRIP HEALTH CARE BENEFIT	\$0.00	\$73,550.00	\$0.00
CR	2852510	EMPLOYER PAID BENEFITS - BUDGET	\$0.00	\$0.00	\$0.00
CR	2852510	WORKERS COMPENSATION	\$434.96	\$176.14	\$240.05
CR	2852510	LIFE INSURANCE	\$659.71	\$498.93	\$358.99
CR	2852510	HEALTH INSURANCE	\$34,237.95	\$35,872.82	\$32,758.52
CR	2852510	DENTAL INSURANCE	\$3,218.00	\$1,772.50	\$0.00
CR	2852510	VISION INSURANCE	\$880.05	\$690.68	\$913.48
CR	2852510	UNEMPLOYMENT INSURANCE	\$696.89	\$761.82	\$681.92
CR	2852510	FICA EMPLOYER MATCH	\$21,447.00	\$18,878.26	\$22,566.58
CR	2852510	KPERS	\$22,899.66	\$16,804.88	\$21,082.43
CR	2852510	BENEFIT ALLOWANCE	\$0.00	\$0.00	\$2,350.00
CR	2852510	ELECTRICITY	\$29,994.48	\$26,375.13	\$28,343.70
CR	2852510	NATURAL GAS/PROPANE	\$8,890.15	\$4,206.95	\$6,716.63
CR	2852510	WATER	\$956.22	\$882.21	\$828.12
CR	2852510	SEWER	\$687.48	\$296.56	\$318.98
CR	2852510	TRASH HAULING & RELATED SERVICES	\$906.20	\$780.52	\$519.00
CR	2852510	MILEAGE REIMBURSEMENT - LOCAL &	\$177.93	\$0.00	\$0.00
CR	2852510	PEST CONTROL	\$492.20	\$235.43	\$173.28
CR	2852510	JANITORIAL SERVICES	\$1,691.43	\$6,538.01	\$0.00
CR	2852510	COURIER OR DELIVERY SERVICES	\$1,276.05	\$1,181.39	\$1,068.76
CR	2852510	AUDIOVISUAL SERVICES	\$10.07	\$0.00	\$0.00
CR	2852510	LANDSCAPE, LAWN, SNOW SERVICES	\$5,652.55	\$2,314.40	\$11,076.80
CR	2852510	CONTRACTUAL SERVICES -	\$0.00	\$0.00	\$209.00
CR	2852510	EQUIPMENT & FURNISHINGS RENTAL	\$0.00	\$0.00	\$0.00
CR	2852510	MA - EQUIPMENT	\$427.93	\$391.31	\$384.85
CR	2852510	PROPERTY TAXES	\$706.47	\$706.47	\$968.67
CR	2852510	OFFICE SUPPLIES	\$888.48	\$1,388.16	\$746.60
CR	2852510	PAPER & PRE-PRINTED FORMS	\$227.14	\$294.35	\$387.84
CR	2852510	PERSONAL CARE	\$133.40	\$35.44	\$40.81
CR	2852510	AUDIOVISUAL MATERIALS	\$52.00	\$32.48	\$52.32
CR	2852510	CLOTHING LINEN - UNCLASSIFIED	\$0.00	\$0.00	\$136.00
CR	2852510	FOOD	\$158.44	\$69.66	\$86.46
CR	2852510	KITCHEN & FOOD SERVICE SUPPLIES	\$183.70	\$77.94	\$33.65
CR	2852510	DRUGS	\$0.00	\$0.00	\$0.00
CR	2852510	GENERAL MEDICAL SUPPLIES	\$0.00	\$42.11	\$27.34
CR	2852510	JANITORIAL SUPPLIES	\$22.08	\$0.00	\$0.00
CR	2852510	RECREATIONAL & CRAFT SUPPLIES	\$0.00	\$39.28	\$0.00
CR	2852510	COMPUTER SUPPLIES	\$3,169.24	\$1,430.50	\$1,448.50
CR	2852510	PET FOOD & SUPPLIES	\$291.47	\$0.00	\$0.00
CR	2852510	OPERATING SUPPLIES - UNCLASSIFIED	\$27.20	\$11.29	\$7.74
CR	2852510	FURNISHINGS & OFFICE EQUIPMENT	\$968.67	\$1,621.15	\$220.24
CR	2852510	APPLIANCES	\$0.00	\$0.00	\$54.00
CR	2852510	AUDIOVISUAL EQUIPMENT	\$0.00	\$0.00	\$693.34
CR	2852510	CLIENT REFUND	\$0.00	\$88.94	\$44.94

	CostCenter	Account Desc	2013 Exp	2012 Exp	2011 Exp
CO	2852540	FULL-TIME SALARIES & WAGES	\$315,931.15	\$313,754.60	\$309,783.90
CO	2852540	PART-TIME SALARIES & WAGES	\$112,451.75	\$117,379.96	\$103,629.70
CO	2852540	OVERTIME WAGES	\$0.00	\$0.00	\$0.00
CO	2852540	CELLULAR PHONE ALLOWANCE	\$363.00	\$363.00	\$45.00
CO	2852540	OTHER SPECIAL PAY WAGES	\$961.08	\$341.28	\$125.83
CO	2852540	VACATION	\$27,243.18	\$24,273.17	\$23,085.29
CO	2852540	SICK	\$13,080.93	\$21,941.86	\$11,452.61
CO	2852540	HOLIDAY	\$15,807.31	\$16,101.81	\$13,328.18
CO	2852540	FLOATING HOLIDAY	\$3,961.59	\$3,148.18	\$4,630.31
CO	2852540	OTHER NONWORKED WAGES	\$2,823.80	\$865.64	\$3,328.80
CO	2852540	WORKERS COMPENSATION	\$711.91	\$381.51	\$369.82
CO	2852540	LIFE INSURANCE	\$1,077.12	\$1,089.63	\$529.48
CO	2852540	HEALTH INSURANCE	\$89,806.24	\$91,181.81	\$74,876.37
CO	2852540	DENTAL INSURANCE	\$4,858.50	\$3,588.75	\$0.00
CO	2852540	VISION INSURANCE	\$1,175.26	\$1,069.44	\$885.63
CO	2852540	UNEMPLOYMENT INSURANCE	\$1,201.72	\$1,495.00	\$1,069.48
CO	2852540	FICA EMPLOYER MATCH	\$37,016.63	\$37,142.87	\$35,387.19
CO	2852540	KPERS	\$37,023.23	\$35,478.35	\$31,813.66
CO	2852540	HEALTH SAVINGS ACCOUNT EMPLOYER	\$2,750.00	\$2,000.00	\$625.00
CO	2852540	BENEFIT ALLOWANCE	\$687.50	\$1,205.00	\$5,587.50
CO	2852540	ELECTRICITY	\$39,996.39	\$28,538.88	\$36,209.86
CO	2852540	NATURAL GAS/PROPANE	\$4,881.56	\$2,269.85	\$3,564.81
CO	2852540	WATER	\$1,212.86	\$5,438.94	\$871.06
CO	2852540	SEWER	\$948.57	\$742.72	\$488.13
CO	2852540	TRASH HAULING & RELATED SERVICES	\$1,140.49	\$1,052.76	\$841.41
CO	2852540	POSTAGE VIA US POSTAL	\$0.00	\$0.00	\$0.00
CO	2852540	MEALS & TIPS	\$0.00	\$0.00	\$0.00
CO	2852540	MEMBERSHIPS/DUES	\$0.00	\$0.00	\$0.00
CO	2852540	PEST CONTROL	\$437.00	\$867.24	\$287.69
CO	2852540	JANITORIAL SERVICES	\$3,200.04	\$3,200.04	\$3,200.04
CO	2852540	LANDSCAPE, LAWN, SNOW SERVICES	\$6,340.00	\$3,200.00	\$12,391.00
CO	2852540	CONTRACTUAL SERVICES -	\$404.95	\$1,549.90	\$639.95
CO	2852540	EQUIPMENT & FURNISHINGS RENTAL	\$720.00	\$0.00	\$180.00
CO	2852540	MA - EQUIPMENT	\$995.71	\$335.21	\$1,331.69
CO	2852540	PROPERTY TAXES	\$2,024.00	\$2,024.00	\$2,162.00
CO	2852540	OFFICE SUPPLIES	\$1,030.64	\$1,403.34	\$1,690.67
CO	2852540	PAPER & PRE-PRINTED FORMS	\$654.55	\$649.54	\$613.13
CO	2852540	PERSONAL CARE	\$163.78	\$122.73	\$162.71
CO	2852540	AUDIOVISUAL MATERIALS	\$26.25	\$11.88	\$24.92
CO	2852540	FOOD	\$147.37	\$218.23	\$101.54
CO	2852540	KITCHEN & FOOD SERVICE SUPPLIES	\$166.78	\$259.44	\$78.33
CO	2852540	GENERAL MEDICAL SUPPLIES	\$0.00	\$7.44	\$10.38
CO	2852540	JANITORIAL SUPPLIES	\$17.97	\$123.12	\$8.99
CO	2852540	RECREATIONAL & CRAFT SUPPLIES	\$0.00	\$0.00	\$57.90
CO	2852540	COMPUTER SUPPLIES	\$2,629.24	\$2,506.05	\$1,383.03
CO	2852540	OPERATING SUPPLIES - UNCLASSIFIED	\$0.00	\$82.41	\$139.21
CO	2852540	FURNISHINGS & OFFICE EQUIPMENT	\$979.84	\$1,161.90	\$316.47
CO	2852540	AUDIOVISUAL EQUIPMENT	\$0.00	\$0.00	\$166.03
CO	2852540	COMMUNICATION EQUIPMENT	\$0.00	\$79.30	\$0.00
CO	2852540	CLIENT REFUND	\$218.31	\$652.54	\$23.98

	CostCenter	Account Desc	2013 Exp	2012 Exp	2011 Exp
DE	2852570	FULL-TIME SALARIES & WAGES	\$31,963.34	\$31,275.07	\$31,614.55
DE	2852570	PART-TIME SALARIES & WAGES	\$6,495.38	\$8,252.71	\$8,106.42
DE	2852570	HOLIDAY WORKED WAGES	\$0.00	\$60.84	\$0.00
DE	2852570	OTHER SPECIAL PAY WAGES	\$0.00	\$0.00	\$0.00
DE	2852570	VACATION	\$1,881.64	\$2,087.23	\$1,974.02
DE	2852570	SICK	\$1,320.92	\$1,282.44	\$257.93
DE	2852570	HOLIDAY	\$1,387.31	\$1,375.48	\$1,171.28
DE	2852570	FLOATING HOLIDAY	\$431.36	\$436.22	\$412.67
DE	2852570	OTHER NONWORKED WAGES	\$616.42	\$0.00	\$384.57
DE	2852570	WORKERS COMPENSATION	\$65.37	\$35.21	\$35.74
DE	2852570	LIFE INSURANCE	\$93.97	\$92.40	\$44.20
DE	2852570	HEALTH INSURANCE	\$9,584.00	\$9,584.00	\$8,418.00
DE	2852570	DENTAL INSURANCE	\$0.00	\$0.00	\$0.00
DE	2852570	VISION INSURANCE	\$0.00	\$0.00	\$0.00
DE	2852570	UNEMPLOYMENT INSURANCE	\$108.05	\$135.99	\$98.55
DE	2852570	FICA EMPLOYER MATCH	\$3,347.93	\$3,396.47	\$3,273.74
DE	2852570	KPERS	\$3,310.85	\$3,012.27	\$2,741.78
DE	2852570	BENEFIT ALLOWANCE	\$585.00	\$602.50	\$600.00
DE	2852570	ELECTRICITY	\$3,645.94	\$3,760.27	\$4,313.26
DE	2852570	NATURAL GAS/PROPANE	\$1,946.78	\$1,184.52	\$1,892.90
DE	2852570	WATER	\$240.93	\$245.53	\$309.53
DE	2852570	SEWER	\$170.67	\$243.26	\$212.98
DE	2852570	TRASH HAULING & RELATED SERVICES	\$615.85	\$560.98	\$668.16
DE	2852570	TELEPHONE	\$0.00	\$112.99	\$1,295.45
DE	2852570	CELLULAR PHONE CHARGES	\$0.00	\$0.00	\$104.37
DE	2852570	LONG DISTANCE TELEPHONE	\$0.00	\$3.37	\$28.34
DE	2852570	MEALS & TIPS	\$0.00	\$80.00	\$80.00
DE	2852570	MEALS & TIPS - NON-TRAVEL	\$0.00	\$0.00	\$0.00
DE	2852570	PEST CONTROL	\$424.00	\$194.06	\$230.16
DE	2852570	JANITORIAL SERVICES	\$9,600.00	\$9,600.00	\$9,600.00
DE	2852570	LANDSCAPE, LAWN, SNOW SERVICES	\$960.00	\$485.00	\$2,115.00
DE	2852570	CONTRACTUAL SERVICES -	\$0.00	\$0.00	\$0.00
DE	2852570	MA - EQUIPMENT	\$386.38	\$356.94	\$312.55
DE	2852570	OFFICE SUPPLIES	\$158.35	\$525.24	\$137.47
DE	2852570	PAPER & PRE-PRINTED FORMS	\$58.10	\$79.98	\$38.00
DE	2852570	PERSONAL CARE	\$16.00	\$0.00	\$0.00
DE	2852570	AUDIOVISUAL MATERIALS	\$157.95	\$0.00	\$12.92
DE	2852570	LIBRARY SUPPLIES - UNCLASSIFIED	\$0.00	\$1.00	\$0.00
DE	2852570	MINOR ART WORKS, POSTERS	\$0.00	\$32.30	\$0.00
DE	2852570	FOOD	\$266.54	\$24.64	\$8.40
DE	2852570	KITCHEN & FOOD SERVICE SUPPLIES	\$7.42	\$149.41	\$0.00
DE	2852570	RECREATIONAL & CRAFT SUPPLIES	\$108.99	\$0.00	\$0.00
DE	2852570	COMPUTER SUPPLIES	\$206.00	\$433.99	\$563.00
DE	2852570	OPERATING SUPPLIES - UNCLASSIFIED	\$0.00	\$20.00	\$0.00
DE	2852570	FURNISHINGS & OFFICE EQUIPMENT	\$604.86	\$226.93	\$692.35
DE	2852570	AUDIOVISUAL EQUIPMENT	\$1,079.98	\$100.00	\$0.00
DE	2852570	CLIENT REFUND	\$0.00	\$0.00	\$13.99

	CostCenter	Account Desc	2013 Exp	2012 Exp	2011 Exp
ED	2852610	HEALTH INSURANCE	\$0.00	\$0.00	\$8,418.00
ED	2852610	ELECTRICITY	\$8,033.18	\$7,336.23	\$6,980.88
ED	2852610	WATER	\$482.12	\$539.59	\$463.49
ED	2852610	TRASH HAULING & RELATED SERVICES	\$538.14	\$353.45	\$0.00
ED	2852610	TELEPHONE	\$0.00	\$247.49	\$967.38
ED	2852610	CELLULAR PHONE CHARGES	\$116.49	\$325.88	\$311.05
ED	2852610	LONG DISTANCE TELEPHONE	\$0.00	\$0.00	\$86.13
ED	2852610	JANITORIAL SERVICES	\$0.00	\$5,370.16	\$0.00
ED	2852610	LANDSCAPE, LAWN, SNOW SERVICES	\$0.00	\$0.00	\$2,000.00
ED	2852610	CONTRACTUAL SERVICES -	\$0.00	\$0.00	\$220.00
ED	2852610	FACILITIES RENTAL	\$6,000.00	\$6,000.00	\$6,000.00
ED	2852610	MA - EQUIPMENT	\$0.00	\$0.00	\$314.50
ED	2852610	OFFICE SUPPLIES	\$118.99	\$28.40	\$198.87
ED	2852610	PAPER & PRE-PRINTED FORMS	\$0.00	\$38.08	\$26.75
ED	2852610	PERSONAL CARE	\$0.00	\$0.00	\$0.00
ED	2852610	AUDIOVISUAL MATERIALS	\$15.75	\$0.00	\$0.00
ED	2852610	FOOD	\$0.00	\$0.00	\$40.50
ED	2852610	KITCHEN & FOOD SERVICE SUPPLIES	\$0.00	\$0.00	\$8.46
ED	2852610	GENERAL MEDICAL SUPPLIES	\$0.00	\$7.96	\$14.42
ED	2852610	LAWN CARE SUPPLIES	\$0.00	\$0.00	\$19.38
ED	2852610	RECREATIONAL & CRAFT SUPPLIES	\$59.00	\$0.00	\$0.00
ED	2852610	COMPUTER SUPPLIES	\$0.00	\$151.48	\$218.00
ED	2852610	FURNISHINGS & OFFICE EQUIPMENT	\$44.96	\$843.36	\$75.00

	CostCenter	Account Desc	2013 Exp	2012 Exp	2011 Exp
GA	2852640	FULL-TIME SALARIES & WAGES	\$182,777.36	\$184,470.64	\$228,759.07
GA	2852640	PART-TIME SALARIES & WAGES	\$145,004.91	\$123,465.07	\$94,808.52
GA	2852640	OTHER SPECIAL PAY WAGES	\$75.00	\$107.85	\$0.00
GA	2852640	VACATION	\$22,595.66	\$21,610.53	\$20,377.92
GA	2852640	SICK	\$4,988.92	\$14,551.61	\$8,011.75
GA	2852640	HOLIDAY	\$12,582.45	\$12,304.88	\$11,530.56
GA	2852640	FLOATING HOLIDAY	\$2,754.03	\$2,456.33	\$3,183.17
GA	2852640	OTHER NONWORKED WAGES	\$2,341.13	\$935.84	\$2,652.06
GA	2852640	WORKERS COMPENSATION	\$543.82	\$270.48	\$288.99
GA	2852640	LIFE INSURANCE	\$852.29	\$826.71	\$447.46
GA	2852640	HEALTH INSURANCE	\$54,503.28	\$64,900.26	\$49,761.62
GA	2852640	DENTAL INSURANCE	\$2,466.00	\$1,591.75	\$0.00
GA	2852640	VISION INSURANCE	\$534.72	\$595.99	\$746.38
GA	2852640	UNEMPLOYMENT INSURANCE	\$914.80	\$1,083.86	\$825.44
GA	2852640	FICA EMPLOYER MATCH	\$28,216.08	\$26,959.54	\$27,332.40
GA	2852640	KPERS	\$30,076.30	\$27,443.03	\$26,768.52
GA	2852640	HEALTH SAVINGS ACCOUNT EMPLOYER	\$1,100.00	\$1,100.00	\$625.00
GA	2852640	BENEFIT ALLOWANCE	\$602.50	\$602.50	\$3,887.50
GA	2852640	ELECTRICITY	\$31,026.16	\$33,161.73	\$39,134.16
GA	2852640	NATURAL GAS/PROPANE	\$2,492.14	\$3,392.71	\$2,328.04
GA	2852640	WATER	\$665.75	\$514.75	\$572.95
GA	2852640	SEWER	\$759.55	\$687.15	\$713.65
GA	2852640	TRASH HAULING & RELATED SERVICES	\$1,052.76	\$1,059.56	\$846.20
GA	2852640	TELEPHONE	\$0.00	\$130.24	\$1,419.24
GA	2852640	LONG DISTANCE TELEPHONE	\$0.00	\$0.00	\$51.22
GA	2852640	POSTAGE VIA US POSTAL	\$25.86	\$30.13	\$0.00
GA	2852640	MEALS & TIPS	\$0.00	\$0.00	\$110.00
GA	2852640	MILEAGE REIMBURSEMENT - LOCAL &	\$157.79	\$0.00	\$0.00
GA	2852640	MEMBERSHIPS/DUES	\$0.00	\$0.00	\$25.00
GA	2852640	PEST CONTROL	\$430.00	\$194.06	\$135.96
GA	2852640	JANITORIAL SERVICES	\$0.00	\$12,470.82	\$0.00
GA	2852640	PRINTING OR COPYING SERVICES	\$25.34	\$0.00	\$657.41
GA	2852640	LANDSCAPE, LAWN, SNOW SERVICES	\$2,250.00	\$750.00	\$1,865.00
GA	2852640	CONTRACTUAL SERVICES -	\$0.00	\$549.95	\$469.90
GA	2852640	EQUIPMENT & FURNISHINGS RENTAL	\$504.95	\$0.00	\$105.00
GA	2852640	MA - EQUIPMENT	\$462.93	\$413.99	\$374.71
GA	2852640	OFFICE SUPPLIES	\$1,485.21	\$2,255.44	\$1,504.53
GA	2852640	PAPER & PRE-PRINTED FORMS	\$412.74	\$635.45	\$187.48
GA	2852640	BOOKS, NEWSPAPERS, PERIODICALS	\$409.15	\$282.00	\$282.00
GA	2852640	PERSONAL CARE	\$204.12	\$40.92	\$169.14
GA	2852640	AUDIOVISUAL MATERIALS	\$25.75	\$27.21	\$73.84
GA	2852640	MINOR ART WORKS, POSTERS	\$0.00	\$12.00	\$0.00
GA	2852640	FOOD	\$339.49	\$109.87	\$116.39
GA	2852640	KITCHEN & FOOD SERVICE SUPPLIES	\$338.12	\$128.30	\$304.78
GA	2852640	DRUGS	\$0.00	\$0.00	\$0.00
GA	2852640	GENERAL MEDICAL SUPPLIES	\$146.02	\$159.96	\$83.96
GA	2852640	BUILDING MATERIALS & SUPPLIES	\$0.00	\$0.00	\$4.79
GA	2852640	JANITORIAL SUPPLIES	\$63.51	\$0.00	\$10.91
GA	2852640	RECREATIONAL & CRAFT SUPPLIES	\$6.00	\$0.00	\$20.44
GA	2852640	COMPUTER SUPPLIES	\$1,580.00	\$743.09	\$1,801.37
GA	2852640	OPERATING SUPPLIES - UNCLASSIFIED	\$11.27	\$0.00	\$10.91
GA	2852640	FURNISHINGS & OFFICE EQUIPMENT	\$1,052.28	\$1,290.61	\$2,279.65
GA	2852640	AUDIOVISUAL EQUIPMENT	\$0.00	\$0.00	\$368.89
GA	2852640	CLIENT REFUND	\$66.98	\$94.89	\$34.75
GA	2852640	PCARD DISPUTED TRANSACTIONS	\$0.00	\$0.00	\$0.00

	CostCenter	Account Desc	2013 Exp	2012 Exp	2011 Exp
LA	2852670	FULL-TIME SALARIES & WAGES	\$283,510.75	\$253,969.01	\$296,510.29
LA	2852670	PART-TIME SALARIES & WAGES	\$122,752.81	\$102,147.99	\$110,002.00
LA	2852670	OVERTIME WAGES	\$0.00	\$0.00	\$0.00
LA	2852670	HOLIDAY WORKED WAGES	\$18.65	\$22.88	\$4.59
LA	2852670	CELLULAR PHONE ALLOWANCE	\$675.00	\$726.00	\$720.00
LA	2852670	OTHER SPECIAL PAY WAGES	\$597.49	\$183.45	\$2,809.70
LA	2852670	VACATION	\$20,531.59	\$28,521.77	\$21,284.43
LA	2852670	SICK	\$14,533.77	\$21,347.07	\$18,113.91
LA	2852670	HOLIDAY	\$15,211.20	\$14,581.28	\$13,331.56
LA	2852670	FLOATING HOLIDAY	\$3,841.47	\$2,387.22	\$4,040.13
LA	2852670	OTHER NONWORKED WAGES	\$2,623.73	\$1,831.81	\$1,339.23
LA	2852670	VOLUNTARY RETIREMENT INCENTIVE	\$0.00	\$0.00	\$15,155.96
LA	2852670	VRIP HEALTH CARE BENEFIT	\$0.00	\$19,360.00	\$0.00
LA	2852670	WORKERS COMPENSATION	\$678.19	\$317.68	\$363.07
LA	2852670	LIFE INSURANCE	\$1,070.10	\$950.79	\$533.91
LA	2852670	HEALTH INSURANCE	\$79,702.63	\$81,669.46	\$74,553.31
LA	2852670	DENTAL INSURANCE	\$5,367.00	\$3,489.25	\$0.00
LA	2852670	VISION INSURANCE	\$1,186.37	\$1,097.29	\$1,208.69
LA	2852670	UNEMPLOYMENT INSURANCE	\$1,108.79	\$1,249.99	\$1,077.36
LA	2852670	FICA EMPLOYER MATCH	\$34,181.81	\$31,090.32	\$35,723.00
LA	2852670	KPERS	\$36,403.81	\$31,182.77	\$32,923.62
LA	2852670	HEALTH SAVINGS ACCOUNT EMPLOYER	\$0.00	\$250.00	\$375.00
LA	2852670	BENEFIT ALLOWANCE	\$0.00	\$0.00	\$5,287.50
LA	2852670	COMP TIME PAYOFF	\$0.00	\$0.00	\$17.77
LA	2852670	ELECTRICITY	\$32,331.42	\$30,879.40	\$29,114.48
LA	2852670	NATURAL GAS/PROPANE	\$4,303.85	\$2,805.71	\$4,251.11
LA	2852670	WATER	\$1,273.18	\$1,240.42	\$1,169.96
LA	2852670	SEWER	\$603.85	\$445.59	\$381.86
LA	2852670	TRASH HAULING & RELATED SERVICES	\$1,052.76	\$1,052.76	\$763.00
LA	2852670	MEALS & TIPS	\$0.00	\$44.00	\$0.00
LA	2852670	MEALS & TIPS - NON-TRAVEL	\$0.00	\$0.00	\$0.00
LA	2852670	MEMBERSHIPS/DUES	\$10.00	\$0.00	\$0.00
LA	2852670	PEST CONTROL	\$445.20	\$222.16	\$212.06
LA	2852670	JANITORIAL SERVICES	\$20,011.93	\$9,988.96	\$3,199.92
LA	2852670	COURIER OR DELIVERY SERVICES	\$0.00	\$59.99	\$0.00
LA	2852670	AUDIOVISUAL SERVICES	\$0.00	\$0.00	\$0.00
LA	2852670	LANDSCAPE, LAWN, SNOW SERVICES	\$9,886.50	\$2,980.00	\$10,872.50
LA	2852670	DATA PROCESSING SERVICES	\$24.00	\$0.00	\$0.00
LA	2852670	CONTRACTUAL SERVICES -	\$0.00	\$990.00	\$0.00
LA	2852670	EQUIPMENT & FURNISHINGS RENTAL	\$589.95	\$662.90	\$425.95
LA	2852670	OPERATING LEASES - UNCLASSIFIED	\$0.00	\$0.00	\$0.00
LA	2852670	MA - EQUIPMENT	\$693.29	\$362.52	\$1,749.79
LA	2852670	PROPERTY TAXES	\$2,040.00	\$1,920.00	\$1,938.00
LA	2852670	OFFICE SUPPLIES	\$1,645.08	\$2,267.37	\$1,968.70
LA	2852670	PAPER & PRE-PRINTED FORMS	\$403.24	\$379.89	\$371.84
LA	2852670	PERSONAL CARE	\$154.58	\$74.96	\$95.04
LA	2852670	AUDIOVISUAL MATERIALS	\$58.19	\$49.50	\$0.00
LA	2852670	BOOKS ADULT-LIB	\$0.00	\$0.00	\$0.00
LA	2852670	MINOR ART WORKS, POSTERS	\$23.40	\$128.94	\$0.00
LA	2852670	FOOD	\$615.63	\$209.23	\$44.83
LA	2852670	KITCHEN & FOOD SERVICE SUPPLIES	\$158.28	\$6.79	\$32.66
LA	2852670	GENERAL MEDICAL SUPPLIES	\$123.14	\$160.07	\$46.13
LA	2852670	BUILDING MATERIALS & SUPPLIES	\$6.28	\$0.00	\$0.00
LA	2852670	TOOLS	\$0.00	\$0.00	\$0.00
LA	2852670	LAWN CARE SUPPLIES	\$34.99	\$0.00	\$40.73
LA	2852670	JANITORIAL SUPPLIES	\$18.36	\$0.00	\$0.00
LA	2852670	RECREATIONAL & CRAFT SUPPLIES	\$54.14	\$8.33	\$35.76
LA	2852670	COMPUTER SUPPLIES	\$2,372.45	\$1,538.45	\$1,640.00
LA	2852670	OPERATING SUPPLIES - UNCLASSIFIED	\$12.93	\$8.48	\$0.00
LA	2852670	FURNISHINGS & OFFICE EQUIPMENT	\$421.37	\$939.76	\$307.33
LA	2852670	FOOD SERVICE EQUIPMENT	\$0.00	\$0.00	\$55.00
LA	2852670	COMPUTER HARDWARE	\$58.79	\$0.00	\$0.00
LA	2852670	AUDIOVISUAL EQUIPMENT	\$0.00	\$0.00	\$106.43
LA	2852670	CLIENT REFUND	\$150.36	\$195.91	\$0.00

	CostCenter	Account Desc	2013 Exp	2012 Exp	2011 Exp
LE	2852710	FULL-TIME SALARIES & WAGES	\$246,631.75	\$252,396.96	\$248,040.28
LE	2852710	PART-TIME SALARIES & WAGES	\$107,241.68	\$109,241.41	\$104,664.25
LE	2852710	OVERTIME WAGES	\$0.00	\$4.42	\$0.00
LE	2852710	HOLIDAY WORKED WAGES	\$0.00	\$70.47	\$0.00
LE	2852710	CELLULAR PHONE ALLOWANCE	\$0.00	\$0.00	\$0.00
LE	2852710	OTHER SPECIAL PAY WAGES	\$304.00	\$250.00	\$101.97
LE	2852710	ELECTION WAGES	\$0.00	\$0.00	\$30.00
LE	2852710	VACATION	\$22,778.83	\$21,516.37	\$20,461.85
LE	2852710	SICK	\$17,651.87	\$11,754.70	\$10,763.07
LE	2852710	HOLIDAY	\$13,437.30	\$13,902.45	\$12,158.56
LE	2852710	FLOATING HOLIDAY	\$3,543.71	\$2,076.95	\$3,709.86
LE	2852710	OTHER NONWORKED WAGES	\$3,592.46	\$415.20	\$2,746.11
LE	2852710	WORKERS COMPENSATION	\$592.34	\$316.55	\$314.71
LE	2852710	LIFE INSURANCE	\$927.39	\$925.26	\$467.24
LE	2852710	HEALTH INSURANCE	\$82,345.92	\$83,719.67	\$66,397.10
LE	2852710	DENTAL INSURANCE	\$3,108.00	\$1,595.00	\$0.00
LE	2852710	VISION INSURANCE	\$802.08	\$941.33	\$946.90
LE	2852710	UNEMPLOYMENT INSURANCE	\$1,020.12	\$1,245.11	\$915.76
LE	2852710	FICA EMPLOYER MATCH	\$31,572.77	\$31,079.46	\$30,341.77
LE	2852710	KPERS	\$31,864.05	\$29,903.65	\$27,300.80
LE	2852710	HEALTH SAVINGS ACCOUNT EMPLOYER	\$0.00	(\$250.00)	\$250.00
LE	2852710	BENEFIT ALLOWANCE	\$602.50	\$602.50	\$4,800.00
LE	2852710	ELECTRICITY	\$9,690.64	\$7,647.58	\$7,491.65
LE	2852710	NATURAL GAS/PROPANE	\$1,263.51	\$1,250.79	\$1,467.42
LE	2852710	WATER	\$6,745.10	\$8,615.91	\$6,598.29
LE	2852710	SEWER	\$4,378.99	\$4,680.84	\$3,342.20
LE	2852710	TRASH HAULING & RELATED SERVICES	\$1,511.25	\$1,395.00	\$1,258.97
LE	2852710	MEALS & TIPS - LOCAL & SAME DAY	\$0.00	\$0.00	\$0.00
LE	2852710	MILEAGE REIMBURSEMENT - LOCAL &	\$4.48	\$0.00	\$0.00
LE	2852710	PEST CONTROL	\$464.00	\$356.08	\$183.06
LE	2852710	JANITORIAL SERVICES	\$3,200.04	\$3,200.04	\$3,200.04
LE	2852710	MA - EQUIPMENT	\$2,234.33	\$2,443.94	\$1,875.02
LE	2852710	PROPERTY TAXES	\$0.00	\$0.00	\$814.20
LE	2852710	OFFICE SUPPLIES	\$1,538.91	\$2,156.27	\$1,347.92
LE	2852710	PAPER & PRE-PRINTED FORMS	\$406.70	\$459.87	\$543.21
LE	2852710	BOOKS, NEWSPAPERS, PERIODICALS	\$0.00	\$59.76	\$0.00
LE	2852710	PERSONAL CARE	\$132.00	\$32.74	\$56.58
LE	2852710	AUDIOVISUAL MATERIALS	\$52.00	\$20.60	\$54.63
LE	2852710	MINOR ART WORKS, POSTERS	\$0.00	\$49.96	\$0.00
LE	2852710	FOOD	\$8.96	\$51.32	\$0.00
LE	2852710	KITCHEN & FOOD SERVICE SUPPLIES	\$40.52	\$34.61	\$49.25
LE	2852710	GENERAL MEDICAL SUPPLIES	\$19.47	\$0.00	\$0.00
LE	2852710	BUILDING MATERIALS & SUPPLIES	\$0.00	\$0.00	\$0.00
LE	2852710	LAWN CARE SUPPLIES	\$0.00	\$0.00	\$0.00
LE	2852710	JANITORIAL SUPPLIES	\$0.00	\$0.00	\$0.00
LE	2852710	COMPUTER SUPPLIES	\$1,741.00	\$3,487.72	\$3,690.74
LE	2852710	OPERATING SUPPLIES - UNCLASSIFIED	\$34.34	\$36.12	\$95.37
LE	2852710	FURNISHINGS & OFFICE EQUIPMENT	\$506.90	\$1,021.14	\$753.85
LE	2852710	AUDIOVISUAL EQUIPMENT	\$0.00	\$79.30	\$60.06
LE	2852710	COMMUNICATION EQUIPMENT	\$0.00	\$0.00	\$15.84
LE	2852710	CLIENT REFUND	\$139.88	\$395.69	\$227.21
LE	2852710	PCARD DISPUTED TRANSACTIONS	\$26.23	\$0.00	\$0.00

	CostCenter	Account Desc	2013 Exp	2012 Exp	2011 Exp
OP	2852740	FULL-TIME SALARIES & WAGES	\$266,736.71	\$205,283.87	\$244,229.98
OP	2852740	PART-TIME SALARIES & WAGES	\$148,158.35	\$140,390.25	\$156,281.16
OP	2852740	OVERTIME WAGES	\$0.00	\$0.00	\$0.00
OP	2852740	HOLIDAY WORKED WAGES	\$63.33	\$0.00	\$0.00
OP	2852740	CELLULAR PHONE ALLOWANCE	\$363.00	\$168.00	\$0.00
OP	2852740	OTHER SPECIAL PAY WAGES	\$350.00	\$405.39	\$0.00
OP	2852740	VACATION	\$17,060.23	\$15,863.40	\$19,686.36
OP	2852740	SICK	\$17,847.80	\$8,552.53	\$16,306.75
OP	2852740	HOLIDAY	\$14,744.10	\$12,348.32	\$12,286.96
OP	2852740	FLOATING HOLIDAY	\$3,065.42	\$2,294.05	\$3,554.13
OP	2852740	OTHER NONWORKED WAGES	\$3,659.13	\$92.60	\$1,164.88
OP	2852740	VOLUNTARY RETIREMENT INCENTIVE	\$0.00	\$0.00	\$20,991.87
OP	2852740	VOLUNTARY HEALTH WAIVER (VRIP)	\$0.00	\$0.00	\$12,000.00
OP	2852740	EMPLOYER PAID BENEFITS - BUDGET	\$0.00	\$0.00	\$0.00
OP	2852740	WORKERS COMPENSATION	\$687.52	\$301.12	\$354.39
OP	2852740	LIFE INSURANCE	\$1,016.78	\$779.65	\$492.58
OP	2852740	HEALTH INSURANCE	\$61,279.76	\$73,520.88	\$66,441.66
OP	2852740	DENTAL INSURANCE	\$4,794.50	\$2,365.75	\$0.00
OP	2852740	VISION INSURANCE	\$1,013.74	\$785.37	\$902.34
OP	2852740	UNEMPLOYMENT INSURANCE	\$1,148.58	\$1,259.71	\$1,024.00
OP	2852740	FICA EMPLOYER MATCH	\$35,405.97	\$31,293.76	\$33,956.07
OP	2852740	KPERS	\$36,103.99	\$26,735.08	\$30,479.73
OP	2852740	HEALTH SAVINGS ACCOUNT EMPLOYER	\$700.00	\$0.00	\$0.00
OP	2852740	BENEFIT ALLOWANCE	\$0.00	\$0.00	\$3,975.00
OP	2852740	ELECTRICITY	\$51,927.17	\$26,196.24	\$32,307.31
OP	2852740	WATER	\$824.64	\$782.05	\$794.30
OP	2852740	SEWER	\$472.12	\$278.33	\$273.92
OP	2852740	TRASH HAULING & RELATED SERVICES	\$1,052.76	\$1,052.76	\$919.43
OP	2852740	PEST CONTROL	\$0.00	\$242.54	\$169.95
OP	2852740	JANITORIAL SERVICES	\$2,933.37	\$3,200.04	\$3,200.04
OP	2852740	COURIER OR DELIVERY SERVICES	\$1,278.85	\$1,181.39	\$1,068.76
OP	2852740	PRINTING OR COPYING SERVICES	\$0.00	\$0.00	\$0.00
OP	2852740	AUDIOVISUAL SERVICES	\$19.99	\$0.00	\$0.00
OP	2852740	LANDSCAPE, LAWN, SNOW SERVICES	\$7,853.00	\$2,103.00	\$11,260.00
OP	2852740	CONTRACTUAL SERVICES -	\$84.95	\$141.00	\$0.00
OP	2852740	EQUIPMENT & FURNISHINGS RENTAL	\$420.00	\$584.90	\$604.95
OP	2852740	MA - EQUIPMENT	\$877.01	\$831.97	\$739.67
OP	2852740	PROPERTY TAXES	\$658.66	\$700.00	\$855.60
OP	2852740	KANSAS SALES TAX EXPENSE (P-CARD)	\$0.00	\$0.00	\$2.00
OP	2852740	OFFICE SUPPLIES	\$1,768.67	\$1,306.33	\$1,476.58
OP	2852740	PAPER & PRE-PRINTED FORMS	\$551.66	\$422.67	\$140.36
OP	2852740	BOOKS, NEWSPAPERS, PERIODICALS	\$230.77	\$329.66	\$0.00
OP	2852740	PERSONAL CARE	\$86.32	\$101.35	\$157.22
OP	2852740	AUDIOVISUAL MATERIALS	\$86.97	\$41.14	\$12.92
OP	2852740	BOOKS ADULT-LIB	\$0.00	\$132.00	\$0.00
OP	2852740	FOOD	\$59.27	\$129.64	\$5.76
OP	2852740	KITCHEN & FOOD SERVICE SUPPLIES	\$6.56	\$81.19	\$44.75
OP	2852740	GENERAL MEDICAL SUPPLIES	\$0.00	\$9.80	\$0.00
OP	2852740	JANITORIAL SUPPLIES	\$37.89	\$0.00	\$0.00
OP	2852740	RECREATIONAL & CRAFT SUPPLIES	\$17.60	\$110.98	\$0.00
OP	2852740	COMPUTER SUPPLIES	\$4,223.96	\$2,007.88	\$1,895.58
OP	2852740	SAFETY SUPPLIES	\$0.00	\$0.00	\$0.00
OP	2852740	FURNISHINGS & OFFICE EQUIPMENT	\$93.96	\$158.24	\$746.03
OP	2852740	APPLIANCES	\$0.00	\$0.00	\$0.00
OP	2852740	AUDIOVISUAL EQUIPMENT	\$241.97	\$29.88	\$21.50
OP	2852740	CLIENT REFUND	\$167.97	\$225.80	\$0.00

	CostCenter	Account Desc	2013 Exp	2012 Exp	2011 Exp
SE	2852770	FULL-TIME SALARIES & WAGES	\$173,174.73	\$122,505.58	\$153,085.87
SE	2852770	PART-TIME SALARIES & WAGES	\$164,260.99	\$178,479.42	\$169,068.42
SE	2852770	OVERTIME WAGES	\$0.00	\$0.00	\$1,315.07
SE	2852770	HOLIDAY WORKED WAGES	\$0.00	\$95.86	\$76.28
SE	2852770	OTHER SPECIAL PAY WAGES	\$625.61	\$45.59	\$81.91
SE	2852770	VACATION	\$12,324.60	\$16,573.10	\$20,467.93
SE	2852770	SICK	\$6,259.99	\$7,596.70	\$7,868.96
SE	2852770	HOLIDAY	\$11,356.59	\$9,997.24	\$9,453.45
SE	2852770	FLOATING HOLIDAY	\$3,117.00	\$645.48	\$2,189.67
SE	2852770	OTHER NONWORKED WAGES	\$2,988.59	\$923.15	\$2,038.29
SE	2852770	VOLUNTARY RETIREMENT INCENTIVE	\$0.00	\$0.00	\$14,765.68
SE	2852770	VRIP HEALTH CARE BENEFIT	\$0.00	\$25,233.00	\$0.00
SE	2852770	WORKERS COMPENSATION	\$560.69	\$263.09	\$285.76
SE	2852770	LIFE INSURANCE	\$799.62	\$717.96	\$409.35
SE	2852770	HEALTH INSURANCE	\$35,452.25	\$37,577.57	\$33,304.38
SE	2852770	DENTAL INSURANCE	\$2,365.75	\$624.75	\$0.00
SE	2852770	VISION INSURANCE	\$518.00	\$133.68	\$367.62
SE	2852770	UNEMPLOYMENT INSURANCE	\$918.20	\$1,038.31	\$873.00
SE	2852770	FICA EMPLOYER MATCH	\$28,310.33	\$25,834.46	\$28,949.76
SE	2852770	KPERS	\$29,205.98	\$24,720.68	\$25,717.96
SE	2852770	HEALTH SAVINGS ACCOUNT EMPLOYER	\$250.00	\$0.00	\$0.00
SE	2852770	BENEFIT ALLOWANCE	\$602.50	\$1,190.00	\$2,375.00
SE	2852770	COMP TIME PAYOFF	\$0.00	\$0.00	\$3.00
SE	2852770	ELECTRICITY	\$34,420.97	\$30,712.76	\$35,371.93
SE	2852770	WATER	\$1,344.13	\$1,094.52	\$1,068.43
SE	2852770	SEWER	\$736.61	\$362.26	\$319.99
SE	2852770	TRASH HAULING & RELATED SERVICES	\$1,052.76	\$1,113.76	\$914.00
SE	2852770	CELLULAR PHONE CHARGES	\$818.36	\$394.13	\$0.00
SE	2852770	MEALS & TIPS	\$61.00	\$89.00	\$100.00
SE	2852770	MEALS & TIPS - NON-TRAVEL	\$0.00	\$0.00	\$0.00
SE	2852770	MILEAGE REIMBURSEMENT - LOCAL &	\$75.16	\$0.00	\$0.00
SE	2852770	MEMBERSHIPS/DUES	\$0.00	\$0.00	\$20.00
SE	2852770	PEST CONTROL	\$442.00	\$188.40	\$183.06
SE	2852770	JANITORIAL SERVICES	\$14,986.68	\$5,323.32	\$0.00
SE	2852770	COURIER OR DELIVERY SERVICES	\$1,276.05	\$1,181.39	\$1,068.76
SE	2852770	LANDSCAPE, LAWN, SNOW SERVICES	\$3,426.50	\$2,095.50	\$5,324.00
SE	2852770	CONTRACTUAL SERVICES -	\$150.00	\$79.95	\$211.53
SE	2852770	EQUIPMENT & FURNISHINGS RENTAL	\$504.95	\$619.95	\$499.95
SE	2852770	MA - EQUIPMENT	\$669.64	\$396.80	\$358.79
SE	2852770	PROPERTY TAXES	\$360.00	\$360.00	\$608.40
SE	2852770	OFFICE SUPPLIES	\$657.04	\$1,183.85	\$832.47
SE	2852770	PAPER & PRE-PRINTED FORMS	\$335.77	\$283.32	\$328.75
SE	2852770	BOOKS, NEWSPAPERS, PERIODICALS	\$50.70	\$307.00	\$0.00
SE	2852770	PERSONAL CARE	\$174.74	\$40.92	\$96.81
SE	2852770	AUDIOVISUAL MATERIALS	\$52.00	\$20.60	\$12.92
SE	2852770	MINOR ART WORKS, POSTERS	\$81.78	\$0.00	\$90.50
SE	2852770	FOOD	\$126.78	\$227.71	\$263.58
SE	2852770	KITCHEN & FOOD SERVICE SUPPLIES	\$339.10	\$43.11	\$12.34
SE	2852770	DRUGS	\$0.00	\$0.00	\$98.00
SE	2852770	GENERAL MEDICAL SUPPLIES	\$21.80	\$98.25	\$44.66
SE	2852770	JANITORIAL SUPPLIES	\$0.00	\$0.00	\$0.00
SE	2852770	RECREATIONAL & CRAFT SUPPLIES	\$83.73	\$0.00	\$0.00
SE	2852770	COMPUTER SUPPLIES	\$1,347.00	\$1,118.50	\$2,374.37
SE	2852770	OPERATING SUPPLIES - UNCLASSIFIED	\$39.85	\$0.00	\$0.00
SE	2852770	FURNISHINGS & OFFICE EQUIPMENT	\$845.76	\$2,038.75	\$436.75
SE	2852770	APPLIANCES	\$99.99	\$0.00	\$0.00
SE	2852770	AUDIOVISUAL EQUIPMENT	\$109.00	\$0.00	\$220.03
SE	2852770	CLIENT REFUND	\$111.93	\$387.25	\$108.24

	CostCenter	Account Desc	2013 Exp	2012 Exp	2011 Exp
SPH	2852810	PART-TIME SALARIES & WAGES	\$0.00	\$10,874.73	\$34,481.39
SPH	2852810	HOLIDAY WORKED WAGES	\$0.00	\$58.44	\$0.00
SPH	2852810	VACATION	\$0.00	\$69.76	\$1,299.47
SPH	2852810	SICK	\$0.00	\$0.00	\$2,899.56
SPH	2852810	HOLIDAY	\$0.00	\$285.29	\$917.52
SPH	2852810	WORKERS COMPENSATION	\$0.00	\$9.25	\$29.86
SPH	2852810	LIFE INSURANCE	\$0.00	\$22.55	\$41.35
SPH	2852810	UNEMPLOYMENT INSURANCE	\$0.00	\$34.80	\$91.79
SPH	2852810	FICA EMPLOYER MATCH	\$0.00	\$859.34	\$3,029.27
SPH	2852810	KPERS	\$0.00	\$785.57	\$2,334.58
SPH	2852810	ELECTRICITY	\$3,582.65	\$3,459.92	\$2,846.66
SPH	2852810	NATURAL GAS/PROPANE	\$1,340.92	\$1,099.28	\$1,617.17
SPH	2852810	WATER	\$144.40	\$224.45	\$207.59
SPH	2852810	SEWER	\$462.56	\$557.03	\$540.31
SPH	2852810	TRASH HAULING & RELATED SERVICES	\$701.28	\$584.40	\$642.84
SPH	2852810	TELEPHONE	\$0.00	\$0.00	\$441.69
SPH	2852810	CELLULAR PHONE CHARGES	\$283.93	\$325.87	\$311.04
SPH	2852810	LONG DISTANCE TELEPHONE	\$0.00	\$0.00	\$62.18
SPH	2852810	MEALS & TIPS	\$0.00	\$0.00	\$60.00
SPH	2852810	PEST CONTROL	\$204.70	\$235.48	\$228.82
SPH	2852810	JANITORIAL SERVICES	\$0.00	\$5,370.16	\$0.00
SPH	2852810	LANDSCAPE, LAWN, SNOW SERVICES	\$3,045.40	\$1,895.40	\$2,620.10
SPH	2852810	CONTRACTUAL SERVICES -	\$0.00	\$85.00	\$0.00
SPH	2852810	EQUIPMENT & FURNISHINGS RENTAL	\$910.95	\$0.00	\$0.00
SPH	2852810	MA - EQUIPMENT	\$384.85	\$337.99	\$303.48
SPH	2852810	OFFICE SUPPLIES	\$471.47	\$476.46	\$200.09
SPH	2852810	PAPER & PRE-PRINTED FORMS	\$93.72	\$30.58	\$32.76
SPH	2852810	PERSONAL CARE	\$0.00	\$0.00	\$5.97
SPH	2852810	AUDIOVISUAL MATERIALS	\$68.55	\$0.00	\$0.00
SPH	2852810	LIBRARY SUPPLIES - UNCLASSIFIED	\$0.00	\$30.60	\$0.00
SPH	2852810	MINOR ART WORKS, POSTERS	\$0.00	\$8.96	\$0.00
SPH	2852810	FOOD	\$0.00	\$0.00	\$88.96
SPH	2852810	KITCHEN & FOOD SERVICE SUPPLIES	\$49.00	\$123.48	\$42.98
SPH	2852810	DRUGS	\$0.00	\$0.00	\$0.00
SPH	2852810	GENERAL MEDICAL SUPPLIES	\$0.00	\$34.10	\$11.19
SPH	2852810	BUILDING MATERIALS & SUPPLIES	\$0.00	\$0.00	\$0.00
SPH	2852810	RECREATIONAL & CRAFT SUPPLIES	\$103.53	\$106.92	\$0.00
SPH	2852810	COMPUTER SUPPLIES	\$79.00	\$0.00	\$776.00
SPH	2852810	OPERATING SUPPLIES - UNCLASSIFIED	\$0.00	\$0.00	\$11.99
SPH	2852810	FURNISHINGS & OFFICE EQUIPMENT	\$368.81	\$620.64	\$82.98
SPH	2852810	CLIENT REFUND	\$145.84	\$30.00	\$0.00

\$6,040,080.46 \$5,681,315.99 \$5,928,354.95

Location	CostCenter	Account Desc	2013 Exp	2012 Exp	2011 Exp
ANT	2852450	Compensation	\$624,567.43	\$558,305.00	\$624,926.97
ANT	2852450	OPERATIONS	\$100,836.61	\$83,847.09	\$111,548.61
BV	2852480	Compensation	\$868,304.04	\$802,404.67	\$764,111.82
BV	2852480	OPERATIONS	\$92,833.59	\$85,106.06	\$106,474.31
CR	2852510	Compensation	\$375,863.50	\$375,016.71	\$412,529.72
CR	2852510	OPERATIONS	\$57,990.98	\$49,039.68	\$54,587.57
CO	2852540	Compensation	\$668,931.90	\$672,801.86	\$620,553.75
CO	2852540	OPERATIONS	\$68,336.30	\$56,497.46	\$66,944.93
DE	2852570	Compensation	\$61,191.54	\$61,628.83	\$59,133.45
ED	2852610	Compensation	\$0.00	\$0.00	\$8,418.00
ED	2852610	OPERATIONS	\$15,408.63	\$21,242.08	\$17,944.81
GA	2852640	Compensation	\$492,929.25	\$485,276.87	\$480,006.36
GA	2852640	OPERATIONS	\$45,993.87	\$59,134.83	\$56,062.27
LA	2852670	Compensation	\$623,995.16	\$596,376.03	\$635,375.03
LA	2852670	OPERATIONS	\$79,577.14	\$59,622.09	\$58,823.08
LE	2852710	Compensation	\$568,016.77	\$561,707.46	\$534,410.23
LE	2852710	OPERATIONS	\$34,139.25	\$37,475.28	\$33,125.51
OP	2852740	Compensation	\$614,198.91	\$522,439.73	\$624,127.86
OP	2852740	OPERATIONS	\$75,976.09	\$42,380.78	\$56,696.63
SE	2852770	Compensation	\$473,091.42	\$454,195.62	\$472,697.36
SE	2852770	OPERATIONS	\$64,801.78	\$49,761.00	\$50,968.26
SPH	2852810	Compensation	\$0.00	\$12,999.73	\$45,124.79
SPH	2852810	OPERATIONS	\$12,441.56	\$15,636.72	\$11,134.80



G R O U P 4

ARCHITECTURE
RESEARCH +
PLANNING, INC

211 LINDEN AVENUE
SO. SAN FRANCISCO
CA 94080 USA
T: 650.871.0709
F: 650.871.7911



G4 14453-01